


Life Is On

Schneider
Electric



5G




 Price List

Low Voltage Distribution Products

With effect from January 30th, 2023



se.com/in

EasyPact CVS:	
■ Range Overview (up to 630A)	10
■ MCCBs for Distribution Network	11
■ EasyPact CVS Switch Disconnecter Version	16
■ Accessories	17
■ Range Overview (800A to 1250A)	20
■ MCCB for Distribution Network	22
Moulded Case Circuit Breakers:	
ComPact NSXm:	
■ Range Overview	25
■ MCCBs for Distribution Network	29
■ MCCB with Integrated Earth Leakage Protection.	30
■ Accessories	31
MCCB for Motor Protection:	
■ GV4LE	32
■ GV4PE	32
■ Accessories for GV4	33
■ Auxiliary Contact Blocks	33
ComPact NSX:	
■ Range Overview	35
■ MCCBs for Distribution Network	36
■ Circuit Breakers for Motor Protection	39
■ MCCB with Integrated Earth Leakage Protection.	40
■ Accessories	41
■ Unique Modular Ground Fault Protection.	44
ComPact NS: 	
■ Range Overview	46
EasyPact EZC:	
■ Range Overview	49
■ MCCBs for Distribution Network.	50
■ Accessories	52
Earth Leakage Protection:	
■ Vigirex - Earth Leakage Protection Relay	53
Switch Disconnector:	
■ ComPact- INS & INV Switch Disconnectors	54
■ Switch Disconnector fuse units - range overview.	55
■ FuPact Switch Disconnector and Accessories.	56
Air Circuit Breakers:	
MasterPact MTZ:	
■ Range Overview	58
■ Overview of MicroLogic X Trip Unit	60
MasterPact NT/NW:	
■ Range Overview	62
■ Micrologic Trip system	63
■ ATS Kit range	63
EasyPact MVS:	
■ Range Overview	65
■ ET/ETA/ETV Trip System.	66
■ Draw-out type Circuit breakers and Switch Disconnectors	67
■ Fixed type Circuit breakers and Switch Disconnectors	69
■ Accessories	71

EasyPact SPS:

- Range Overview72
- Draw-out type Circuit breakers and Switch disconnectors73
- Fixed type Circuit breaker and Switch disconnectors74
- Accessories74

Automatic Transfer Switch:

- Range Overview75
- ATS (ASCO) Series 7000/300.....78
- ATS (ASCO) Series 23079
- ATS WOTPC80
- TransferPacT Active Automatic.....81
- WATSN (ATS and RTS).....82



Green Premium™

An industry leading portfolio of offers delivering sustainable value



More than 75% of our product sales offer superior transparency on the material content, regulatory information and environmental impact of our products:

- RoHS compliance
- REACH substance information
- Industry leading # of PEP's*
- Circularity instructions



Discover what we mean by green
[Check your products!](#)

The Green Premium program stands for our commitment to deliver customer valued sustainable performance. It has been upgraded with recognized environmental claims and extended to cover all offers including Products, Services and Solutions.

CO₂ and P&L impact through... Resource Performance

Green Premium brings improved resource efficiency throughout an asset's lifecycle. This includes efficient use of energy and natural resources, along with the minimization of CO₂ emissions.

Cost of ownership optimization through... Circular Performance

We're helping our customers optimize the total cost of ownership of their assets. To do this, we provide IoT-enabled solutions, as well as upgrade, repair, retrofit, and remanufacture services.

Peace of mind through... Well-being Performance

Green Premium products are RoHS and REACH compliant. We're going beyond regulatory compliance with step-by-step substitution of certain materials and substances from our products.

Improved sales through... Differentiation

Green Premium delivers strong value propositions through third-party labels and services. By collaborating with third-party organizations we can support our customers in meeting their sustainability goals such as green building certifications.

EcoStruxure™ Facility Expert

Designed to keep you in touch with your equipment

Say goodbye to paperwork, outdated files, conflicting information, missing documents, and unplanned maintenance.

Say hello to extended insights, easier maintenance, greater productivity and information at your fingertips.

Because now, your electrical system becomes your partner with a simple QR code.



Collaborate and get things done!

- **Toss the papers!** Group user manuals, single-line drawings, photos, factory and site acceptance test reports, spare parts lists and more behind a simple QR code.
- **Get crucial data organized!** Free collaborative digital tool enables you to share information with your partners and team members.



Simplify and manage maintenance activities

- **Ease the set up of preventive maintenance plans** with auto-generated maintenance templates.
- **Streamline maintenance and operation** by assigning tasks and centralizing maintenance schedules, logs and reports.
- Leverage your digital community to **solve issues quickly**.
- **Keep your installation healthy** and maximize its life.

Scan and Download

For free access to EcoStruxure™ Facility Expert



Scan to know more

About how EcoStruxure™ Facility Expert can help you manage your equipment better





Product Selector

-Select Schneider products through digital tool

Product selector is an online software tool embedded in Schneider website or in distributor's website to help selecting the right product with its accessories. Product Selector aims at providing a fast, secure and smart way of selecting products. It includes the selection of the basic frame, control unit, accessories and Digital Modules. Compared with the traditional way of filling up order forms or specifying customer functions, it brings the following benefits:

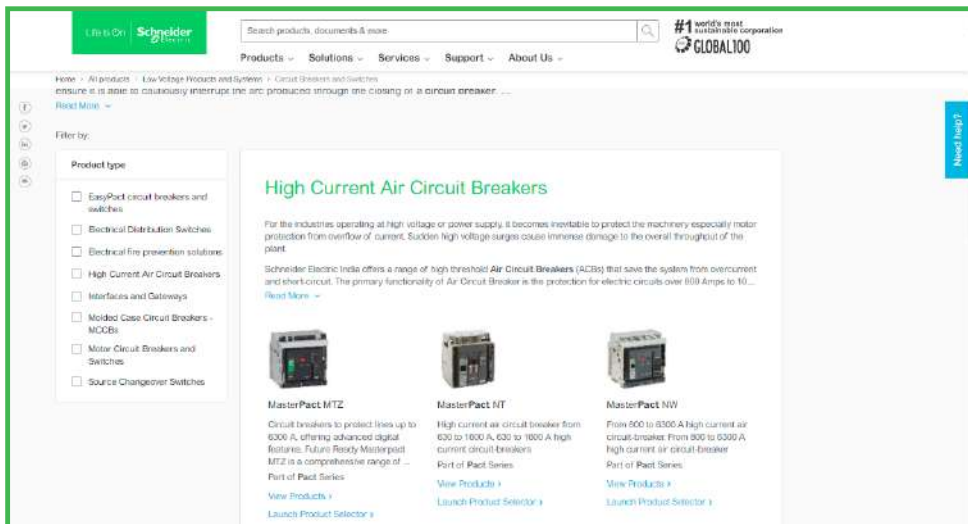
Easy access: no login, direct access on Schneider's website or on the website of distributor

Reliable: The compatibility between the main product and the accessories is constantly tested

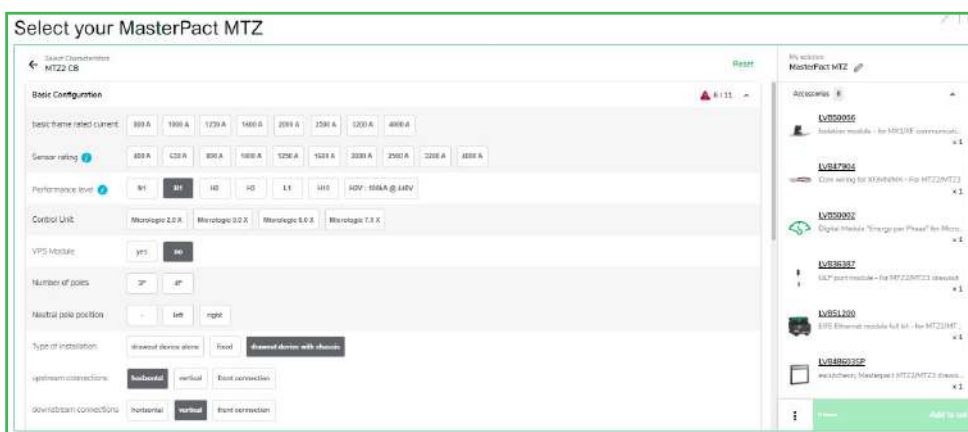
Wide coverage: more than 130 Schneider ranges are available (MasterPact)

Choose Products in simple steps:

1. Go to range page on se.com



2. Click on Launch Product Selector



Future of Power Distribution



MasterPact™ MTZ Circuit Breaker

FUTURE READY



...CONNECTIVITY READY

Stay connected and avoid downtime - The MasterPact MTZ app and EcoStruxure software conveniently bring energy data, circuit breaker control, and more directly to your smartphone.



...SUSTAINABILITY READY

Contribute to a better world - with Green Premium MasterPact MTZ circuit breakers you can enhance sustainability.



...PRECISION READY

Access new energy-saving capabilities - Acertified Class 1 power meter gives you precise power measurements for greater efficiency.




...ENVIRONMENT READY

Keep your electrical system online even in harsh environments - MasterPact MTZ circuit breakers give you proven reliability by going beyond standards.



...UPGRADE READY

Customize Micrologic X control unit anytime - Digital modules make it easy to upgrade and tailor your system.



...INTEGRATION READY

Simplify your switchboard operation - MasterPact MTZ circuit breakers are adaptable to different systems because of their digital capabilities.



...INSTALLATION READY

Streamline configuration and commissioning with EcoStruxure Power Commission tool.



Learn more about the future of power distribution, Click or Scan



EasyPact™ CVS

Molded-case circuit breakers and
switch-disconnectors from 16 to 630A



se.com/in

Life Is On

Schneider
Electric

EasyPact CVS

Easy Choice for Quality and Value



- **EasyPact CVS** MCCBs upto 630A is the easy choice for all your most common electrical distribution applications
- **EasyPact CVS** also available with Electronic Trip release LSol from 40A to 250A **NEW**
- Encapsulated double break roto technique ensures outstanding current limiting capability
- High electrical / mechanical endurance for enhanced service life
- Single accessory reference for different functions – on/off, trip and fault trip – improves shop floor efficiency
- Separate electrical fault indication for ease of fault diagnosis
- Class 2 front face, Locking in off position, Suitable for Isolation
- Optimized footprint in two frame sizes

Range Details:

- Breaking capacity 25kA to 50kA, $I_{cs} = 100\% I_{cu}$
- TMD, MA, Electronic trip units (LSol protection 40A to 630A)
- Electronic trip units (LSIG protection 25A to 630A)
- 3P & 4P versions available
- Common accessories upto 630A



With Thermal Magnetic Trip Unit (TMD)

- Range upto 100A
- 3P and 4P version available

Breaking Capacity as per IEC 60947-2	Rated Current	Three Pole Reference	Unit MRP [₹]	Four Pole Reference	Unit MRP [₹]
EasyPact CVS 100 BS Overload Setting (I_r) 0.8 - 1 x I_n					
25kA*	20A	LV510931	7910	LV510951	12540
	25A	LV510932		LV510952	
	32A	LV510933		LV510953	10750
	40A	LV510934		LV510954	12540
	50A	LV510935		LV510955	
	63A	LV510936		LV510956	10750
	80A	LV510937		LV510957	
	100A	LV510938		LV510958	

* I_{cs} = 17kA

Accessories

Description	CVS100BS Reference	Unit MRP [₹]
Auxiliary contacts (changeover) Multifunction		
Auxiliary Switch 1 C/O	EZAUX10 <input checked="" type="checkbox"/>	1150
Alarm Switch 1 C/O	EZAUX01	
Alarm - Auxiliary Switch	EZAUX11 <input checked="" type="checkbox"/>	
Spreaders		
Spreaders *(Set Of 3) 3P	EZASPDR3P <input checked="" type="checkbox"/>	460
Spreaders *(Set Of 4) 4P	EZASPDR4P <input checked="" type="checkbox"/>	970
Rotary Handle		
Direct Rotary handle	EZAROTDS <input checked="" type="checkbox"/>	1630
Extended Rotary handle	EZAROTE	2400
Shunt Release		
AC		
100-130 V	EZASHT100AC	2470
200-277 V	EZASHT200AC <input checked="" type="checkbox"/>	
380-480 V	EZASHT380AC	
DC		
24 V	EZASHT024DC	2710

For details on non-standard references, technical parameters, stockable and non-stockable status, please contact Customer Care Centre.

NORMAL STOCK ITEMS

W.E.F. January 30th, 2023

• Ics = 100% Icu as per IEC 60947-2

Breaking Capacity as per IEC 60947-2	Rated Current	Three Pole Reference	Unit MRP [₹]	Four Pole Reference	Unit MRP [₹]
EasyPact CVS 100 to 630A Overload Setting (Ir) 0.7 - 1 x In					
25kA	16A	LV510300 <input checked="" type="checkbox"/>	8430	LV510310	11720
	25A	LV510301 <input checked="" type="checkbox"/>		LV510311 <input checked="" type="checkbox"/>	
	32A	LV510302 <input checked="" type="checkbox"/>		LV510312 <input checked="" type="checkbox"/>	
	40A	LV510303 <input checked="" type="checkbox"/>		LV510313 <input checked="" type="checkbox"/>	
	50A	LV510304 <input checked="" type="checkbox"/>		LV510314	
	63A	LV510305 <input checked="" type="checkbox"/>		LV510315 <input checked="" type="checkbox"/>	
	80A	LV510306 <input checked="" type="checkbox"/>	LV510316 <input checked="" type="checkbox"/>		
	100A	LV510307 <input checked="" type="checkbox"/>	8480	LV510317 <input checked="" type="checkbox"/>	
	125A	LV516302 <input checked="" type="checkbox"/>	12400	LV516312 <input checked="" type="checkbox"/>	15180
	160A	LV516303 <input checked="" type="checkbox"/>	16180	LV516313 <input checked="" type="checkbox"/>	19400
200A	LV525302 <input checked="" type="checkbox"/>	21430	LV525312	26790	
Breaking Capacity as per IEC 60947-2					
25kA	250A	LV525303 <input checked="" type="checkbox"/>	25080	LV525313	30680

Breaking Capacity as per IEC 60947-2	Rated Current	Three Pole Reference	Unit MRP [₹]	Four Pole Reference	Unit MRP [₹]
EasyPact CVS 100 to 630A Overload Setting (Ir) 0.7 - 1 x In					
36kA	16A	LV510330 <input checked="" type="checkbox"/>	11530	LV510340	14400
	25A	LV510331 <input checked="" type="checkbox"/>		LV510341	
	32A	LV510332 <input checked="" type="checkbox"/>		LV510342 <input checked="" type="checkbox"/>	
	40A	LV510333 <input checked="" type="checkbox"/>		LV510343 <input checked="" type="checkbox"/>	
	50A	LV510334 <input checked="" type="checkbox"/>		LV510344	
	63A	LV510335 <input checked="" type="checkbox"/>		LV510345 <input checked="" type="checkbox"/>	
	80A	LV510336 <input checked="" type="checkbox"/>	LV510346		
	100A	LV510337 <input checked="" type="checkbox"/>	12810	LV510347 <input checked="" type="checkbox"/>	
	125A	LV516332 <input checked="" type="checkbox"/>	16960	LV516342	15900
	160A	LV516333 <input checked="" type="checkbox"/>	24430	LV516343	20200
200A	LV525332	27100	LV525342 <input checked="" type="checkbox"/>	30270	
Breaking Capacity as per IEC 60947-2					
36kA	250A	LV525333	35080	LV525343 <input checked="" type="checkbox"/>	33540
	320A	LV540305	35280	LV540308 <input checked="" type="checkbox"/>	43520
	400A	LV540306	39990	LV540309 <input checked="" type="checkbox"/>	43900
	500A	LV563305 <input checked="" type="checkbox"/>	45310	LV563308 <input checked="" type="checkbox"/>	50650
	630A**	LV563306 <input checked="" type="checkbox"/>		LV563309 <input checked="" type="checkbox"/>	55590

Breaking Capacity as per IEC 60947-2	Rated Current	Three Pole Reference	Unit MRP [₹]	Four Pole Reference	Unit MRP [₹]
50kA	16A	LV510470 <input checked="" type="checkbox"/>	15650	LV510480	19240
	25A	LV510471		LV510481	
	32A	LV510472 <input checked="" type="checkbox"/>		LV510482 <input checked="" type="checkbox"/>	
	40A	LV510473		LV510483	
	50A	LV510474		LV510484	
	63A	LV510475 <input checked="" type="checkbox"/>		LV510485 <input checked="" type="checkbox"/>	
	80A	LV510476 <input checked="" type="checkbox"/>	LV510486		
	100A	LV510477 <input checked="" type="checkbox"/>	20350	LV510487 <input checked="" type="checkbox"/>	
	125A	LV516462 <input checked="" type="checkbox"/>	22020	LV516467	22270
	160A	LV516463 <input checked="" type="checkbox"/>	28500	LV516468	26220
200A	LV525452	30640	LV525457 <input checked="" type="checkbox"/>	35810	
Breaking Capacity as per IEC 60947-2					
50kA	250A	LV525453	37990	LV525458 <input checked="" type="checkbox"/>	37760
	320A	LV540315 <input checked="" type="checkbox"/>	38280	LV540318	46980
	400A	LV540316 <input checked="" type="checkbox"/>	44380	LV540319 <input checked="" type="checkbox"/>	47840
	500A	LV563315 <input checked="" type="checkbox"/>	47340	LV563318	56000
	630A**	LV563316 <input checked="" type="checkbox"/>		LV563319 <input checked="" type="checkbox"/>	59600

Note:

**630A @ 30°C & 600A @ 40°C for TMD630A MCCB

For Details on stockable and non-stockable status, technical parameter, please Contact Customer Care Centre

NORMAL STOCK ITEMS

W.E.F. January 30th, 2023



EasyPact CVS 40 to 630A with Electronic Trip Unit ETS 2.2 and ETS 2.3

- Ics = 100% Icu as per IEC 60947-2
- Suitable for Isolation
- Adjustable Overload from 0.4 to 1 x In
- Adjustable Short Circuit from 1.4 to 10 x Ir
- Adjustable Neutral Protection - N, N/2, OFF for 4 Pole MCCB
- Inbuilt Thermal Memory

Breaking Capacity Ics as per IEC 60947-2	Rated Current	Three Pole Reference	Unit MRP [₹]	Four Pole Reference	Unit MRP [₹]
EasyPact CVS 40 to 250A					
25KA	40	LV510550	22030	LV510580	28350
	100	LV510551	22030	LV510581	28350
	160	LV516505	28130	LV516508	35880
	250	LV525505	36970	LV525508	47420
36KA	40	LV510552	22390	LV510582	28480
	100	LV510553	22390	LV510583	28480
	60	LV516506	28630	LV516509	39570
	250	LV525506	38710	LV525509	53640
50KA	40	LV510554	26860	LV510584	36350
	100	LV510555	26860	LV510585	37430
	160	LV516507	34040	LV516510	44280
	250	LV525507	44210	LV525510	57460

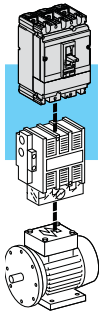
Breaking Capacity Ics as per IEC 60947-2	Rated Current	Three Pole Reference	Unit MRP [₹]	Four Pole Reference	Unit MRP [₹]
EasyPact CVS 400 to 630A					
36 kA	400A	LV540505 <input checked="" type="checkbox"/>	42620	LV540506 <input checked="" type="checkbox"/>	54900
	630A	LV563505 <input checked="" type="checkbox"/>	46840	LV563506 <input checked="" type="checkbox"/>	62160
50 kA	400A	LV540510 <input checked="" type="checkbox"/>	46780	LV540511 <input checked="" type="checkbox"/>	60560
	630A	LV563510 <input checked="" type="checkbox"/>	50930	LV563511 <input checked="" type="checkbox"/>	66610

For details on non-standard references, technical parameters, stockable and non-stockable status, please contact Customer Care Centre.

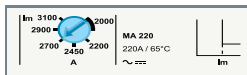
NORMAL STOCK ITEMS

W.E.F. January 30th, 2023

Circuit Breakers for Motor Protection Breaking Capacity 50kA, Ics=100%Icu



Current Rating	Magnetic setting	2.5	6.3	12.5	25	50	100	150	220	320	500	
CVS 100	I _m = I _n x ...	6....14 x I _n										
CVS 160/250								9....14 x I _n				
CVS 400										6....13 x I _n		
CVS 630											6....13 x I _n	



Frame 1	2.5 to 220A
Frame 2	320 to 500A

With Magnetic Trip Unit MA Type

Breaking Capacity Ics as per IEC 60947-2	Rated Current	Three Pole Reference	Unit MRP [₹]
50kA	2.5A	LV510450	11630
	6.3A	LV510451	
	12.5A	LV510452 <input checked="" type="checkbox"/>	12640
	25A	LV510453 <input checked="" type="checkbox"/>	16810
	50A	LV510454 <input checked="" type="checkbox"/>	17060
	100A	LV510455 <input checked="" type="checkbox"/>	17340
50kA	150A	LV516451 <input checked="" type="checkbox"/>	21940
	220A	LV525442 <input checked="" type="checkbox"/>	23140
	320A	LV540552 <input checked="" type="checkbox"/>	34650
	500A	LV563552	42890

For details on non-standard references, technical parameters, stockable and non-stockable status, please contact Customer Care Centre.

NORMAL STOCK ITEMS

W.E.F. January 30th, 2023



EasyPact CVS with built-in LSIG Electronic trip unit ETS 6

- Rated Current, In (A) – 25, 40, 100, 160, 250, 400, 630
- Breaking capacity (Icu=Ics) (kA) at 415V – 25 (only up to 250A), 36, 50
- 3 Pole and 4 pole versions.
- Built-in μ P based trip unit having protection functions LSIG.
Variable current setting for L,S,I and G and variable time delay setting for L,S and G.
- Neutral O/L protection possible with 3P MCCB (with External Neutral CT) and 4P MCCB
- Last Fault trip history on LCD screen of MCCB i.e Faulty phase, Type of Fault and interrupted current.

With ETS 6 Electronic trip unit (built in LSIG protection)

Breaking Capacity Icu as per IEC 60947-2	Rated Current	Three Pole Reference	Unit MRP [₹]	Four Pole Reference	Unit MRP [₹]					
25kA	25A	LV510600	33320	LV510610	38670					
	40A	LV510608		LV510618						
	100A	LV510609		LV510619						
	160A	LV516600		LV516610						
Breaking Capacity Icu as per IEC 60947-2	Rated Current	Three Pole Reference	Unit MRP [₹]	Four Pole Reference	Unit MRP [₹]					
25kA	250A	LV525600	45190	LV525610	55540					
Breaking Capacity Icu as per IEC 60947-2	Rated Current	Three Pole Reference	Unit MRP [₹]	Four Pole Reference	Unit MRP [₹]					
						25A	LV510620	On Request	LV510630	On Request
						40A	LV510628	34730	LV510638	40320
						100A	LV510629		LV510639	
160A	LV516620	39670	LV516630	49200						
Breaking Capacity Icu as per IEC 60947-2	Rated Current	Three Pole Reference	Unit MRP [₹]	Four Pole Reference	Unit MRP [₹]					
						250A	LV525620	47830	LV525630	58900
						400A	LV540620	57130	LV540630	66170
630A	LV563620	62540	LV563630	76270						
Breaking Capacity Icu as per IEC 60947-2	Rated Current	Three Pole Reference	Unit MRP [₹]	Four Pole Reference	Unit MRP [₹]					
						25A	LV510640	On Request	LV510650	On Request
						40A	LV510648	38000	LV510658	45310
						100A	LV510649		LV510659	
160A	LV516640	45620	LV516650	54380						
Breaking Capacity Icu as per IEC 60947-2	Rated Current	Three Pole Reference	Unit MRP [₹]	Four Pole Reference	Unit MRP [₹]					
						250A	LV525640	50110	LV525650	60660
						400A	LV540640	59970	LV540650	71580
						630A	LV563640	66380	LV563650	85710

For details on non-standard references, technical parameters, stockable and non-stockable status, please contact Customer Care Centre.

NORMAL STOCK ITEMS

W.E.F. January 30th, 2023

Easy-Pact CVS Switch Disconnecter Version



- Suitable for Isolation with positive contact indication as defined by standard IEC 60947-3.
- Compliance to utilization categories AC22A or AC23A
- Self protected due to high magnetic-set release
- Two frame sizes upto 630A
- Available in fixed version.
- Common Accessories as that of **EasyPact** CVS circuit breaker

Rated Current	Three Pole Reference	Unit MRP [₹]	Four Pole Reference	Unit MRP [₹]
100A	LV510425	8420	LV510426	10670
160A	LV516425	10050	LV516426	12640
Rated Current	Three Pole Reference	Unit MRP [₹]	Four Pole Reference	Unit MRP [₹]
250A	LV525425	21050	LV525426	28030
400A	LV540400	30860	LV540401	39270
630A	LV563400	35080	LV563401	47170

For details on non-standard references, technical parameters, stockable and non-stockable status, please contact Customer Care Centre.

NORMAL STOCK ITEMS

W.E.F. January 30th, 2023



Indication contacts



Voltage Release



Padlocking accessory



Direct Rotary Handle



Extended Rotary Handle

Accessories for EasyPact CVS 100 - 630A

Auxiliary Contacts (Changeover) Multifunction

Description	Reference	Unit MRP [₹]
OF or SD or SDE or SDV	29450 <input checked="" type="checkbox"/>	1090
OF or SD or SDE or SDV low level	29452	1270
SDE adapter for trip unit TM or MA or ETS 2.3 #	LV429451 <input checked="" type="checkbox"/>	940

To be considered alongwith SDE contact for MCCB with TMD/ETS 2.3/MA Trip Unit

Voltage Releases

Description	Shunt Release Reference	Unit MRP [₹]	Undervoltage Reference	Unit MRP [₹]
AC				
24 V 50/60 Hz	LV429384 <input checked="" type="checkbox"/>	3170	LV429404	3920
48 V 50/60 Hz	LV429385		LV429405	
110-130 V 50/60 Hz	LV429386 <input checked="" type="checkbox"/>		LV429406 <input checked="" type="checkbox"/>	
220-240 V 50/60 Hz	LV429387 <input checked="" type="checkbox"/>		LV429407 <input checked="" type="checkbox"/>	
380-415 V 50 Hz	LV429388 <input checked="" type="checkbox"/>		LV429408 <input checked="" type="checkbox"/>	
525 V 50 Hz	LV429389		LV429409	5620
DC				
12 V	LV429382	3170	LV429402	3880
24 V	LV429390 <input checked="" type="checkbox"/>		LV429410 <input checked="" type="checkbox"/>	
30 V	LV429391		LV429411	
48 V	LV429392		LV429412	3880
60 V	LV429383	4490	LV429403	5620
125 V	LV429393	3170	LV429413	3880
250 V	LV429394		LV429414	3850

Rotary Handles

Description	100/160/250A Reference	Unit MRP [₹]	400/630A Reference	Unit MRP [₹]
Direct rotary handle				
Standard black handle	LV429337 <input checked="" type="checkbox"/>	1530	LV432597 <input checked="" type="checkbox"/>	2300
Extended rotary handle				
Standard extended rotary handle	LV429338_IN <input checked="" type="checkbox"/>	2100	LV432598_IN <input checked="" type="checkbox"/>	3730

Installation Accessories

Description	100/160/250A Reference	Unit MRP [₹]	400/630A Reference	Unit MRP [₹]
Spreaders & Phase Barriers				
Spreaders (Set of 3) 3P	LV431563 <input checked="" type="checkbox"/>	730	32492 <input checked="" type="checkbox"/>	1650
Spreaders (Set of 4) 4P	LV431564 <input checked="" type="checkbox"/>	970	32493 <input checked="" type="checkbox"/>	2100
Phase Barriers (Set of 6)	*		LV432570 <input checked="" type="checkbox"/>	990
Interlocking				
For Breaker with Rotary Handle	LV429369	11340	LV432621	14280
For Breaker with Toggle	LV429354	13650	LV432614	14420
Mechanical Interlocking with Base Plate	29349**	-	32609**	-
Locking of Rotary Handle				
Locking Device	LV429344 <input checked="" type="checkbox"/>	730	LV432604 <input checked="" type="checkbox"/>	990
Ronis Keylock (1 Lock + 1 Key set)	41940 <input checked="" type="checkbox"/>	5460	41940 <input checked="" type="checkbox"/>	5460
Ronis Keylock (2 Locks + 1 Key set)	41950 <input checked="" type="checkbox"/>	9190	41950 <input checked="" type="checkbox"/>	9190
Profalux Keylock (1 Lock + 1 Key set)	42888	8530	42888	8530
Profalux Keylock (2 Locks + 1 Key set)	42878	10710	42878	10710

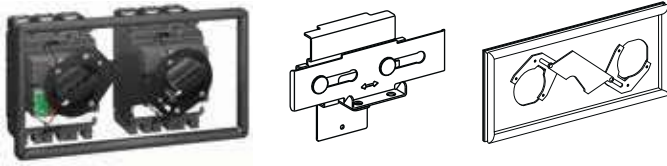
* supplied as standard with spreaders

** Mechanical Interlocking with Base Plate to be ordered with Safety trip interlock (LV429270 for 29349 and LV432520 for 32609)

For details on non-standard references, technical parameters, stockable and non-stockable status, please contact Customer Care Centre.

NORMAL STOCK ITEMS

W.E.F. January 30th, 2023



Accessories for CVS 100 - 630A

Manual Source change-over systems

- An additional accessory interlocks two devices with rotary handles to create a source changeover system. Closing of one device is possible only if the second is open.
- This function is compatible with direct or extended rotary handles.
- Up to three padlocks can be used to lock in the OFF or ON position.

Description	Reference	Unit MRP [₹]
Mechanical interlocking for circuit breakers		
With toggles 100A to 250A	LV429354	13060
With rotary handles 100A -250A	LV429369	10905
With toggles 400A to 630A	LV432614	13730
With rotary handles 400A to 630A	LV432621	

Accessories for ETS 6 Trip unit

Description	CVS100/160/250 Reference number	Rating	Unit MRP [₹]	CVS400/630 Reference number	Rating	Unit MRP [₹]
External neutral CT for 3 pole breaker with ETS6	LV429521	25 - 100 A	14820	LV432575	400 - 630 A	21410
	LV430563	150 - 250 A	22600			
Description				CVS 100 to 630 Reference number		Unit MRP [₹]
Pocket Battery For MCCB With ETS 6				LV434206		24370
24 VDC Terminal Block For MCCB With ETS 6				LV434210		6700

For details on non-standard references, technical parameters, stockable and non-stockable status, please contact Customer Care Centre.

NORMAL STOCK ITEMS

W.E.F. January 30th, 2023

New Launch
Easy Series

EasyPact™ CVS

Molded-Case Circuit Breaker
from 800 to 1250 A



se.com/in

Life Is On

Schneider
Electric

Introduction

Overview

State-of-the-art design, user-friendly features and a wide spectrum of protection releases of the MCCB range. Also recognised for its ergonomics, aesthetics and compactness. Specially designed and developed for extreme tropical conditions, it promises reliable performance in high ambient and humid environment.

Unfailingly, caters to the ever-evolving needs of customers, derived after in-depth analysis and customer feedback. Because we understand our customers' requirements and demands, our contemporary range of MCCBs never falls short of ensuring complete customer satisfaction. Moreover, complemented by a host of accessories, the EasyPact CVS range delivers comprehensive solutions to customer applications ensuring operational safety, reliability and versatility.



Features

- Range available from 800 to 1250 A
- Available in 3 pole and 4 pole
- Range of 50 kA breaking capacity
- Electronic trip unit release and Switch Disconnecter
- MCCBs for Distribution and SD version
- Wide range of Internal and External accessories
- RoHS compliant

Schneider Electric do not recommend the mix of different ranges of breakers.

Codes and standards

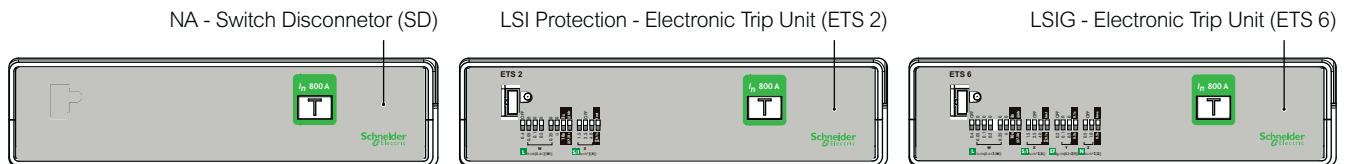
CVS range of MCCB series and accessories comply with:

- IEC 60947-1: General rules
- IEC 60947-2: Circuit-breakers

EasyPact CVS MCCB

Current rating	800 A, 1000 A, 1250 A
Release	Electronic trip unit, Switch Disconnecter

Trip Units



Marking and Configuration



EasyPact CVS MCCB offers

Enhanced features

- Snap-fit accessories up to 800 to 1250 A
- Auxiliary contact for ON/OFF and Trip Indication
- Shunt coil for remote tripping
- Under Voltage coil

Accessories



Extended rotary handle



External neutral CT



Adaptor Kit



Spreaders link



Auxiliary 1 C/O



Auxiliary 2 C/O



Voltage release (MN)



Trip alarm contact 1 C/O



Auxiliary 1 C/O +
Trip alarm contact 1 C/O



Shunt release (MX)



EasyPact Molded Case Circuit Breaker 800 - 1250 N

Breaking Capacity Icu as per IEC 60947-2	Rated Current	Three Pole Reference	Unit MRP [₹]	Four Pole Reference	Unit MRP [₹]
ETS 2					
50 kA at 415 V AC	800 A	LV508231	On Request	LV508241	On Request
	1000 A	LV510231		LV510241	
	1250 A	LV512231		LV512241	
ETS 6					
50 kA at 415 V AC	800 A	LV508232	On Request	LV508242	On Request
	1000 A	LV510232		LV510242	
	1250 A	LV512232		LV512242	



EasyPact Molded Case Circuit Breaker 800 - 1250 SD

Breaking Capacity Icu as per IEC 60947-2	Rated Current	Three Pole Reference	Unit MRP [₹]	Four Pole Reference	Unit MRP [₹]
SD					
415 V AC	800 A	LV508230	On Request	LV508240	On Request
	1000 A	LV510230		LV510240	
	1250 A	LV512230		LV512240	



Spreader links

Breaking Capacity Icu as per IEC 60947-2	Rated Current	Three Pole Reference	Unit MRP [₹]	Four Pole Reference	Unit MRP [₹]
	800 A	LV508530	On Request	LV508540	On Request
	1000 A	LV510530		LV510540	
	1250 A	LV512530		LV512540	



Extended Rotary Handle

Rated Current	Reference	Unit MRP [₹]
800 A	LV500500	On Request
1000 A		
1250 A		



External Neutral CT

Rated Current	Reference	Unit MRP [₹]
800 A	LV508560	On Request
1000 A	LV510560	
1250 A	LV512560	

For details on non-standard references, technical parameters, stockable and non-stockable status, please contact Customer Care Centre.

NORMAL STOCK ITEMS

W.E.F. January 30th, 2023



Adaptor kit for External Neutral CT

Rated Current	Reference	Unit MRP [₹]
800 A	LV5085703	On Request
1000 A	LV510570	
1250 A	LV512570	



Auxiliary 1 C/O + Trip Alarm Contact 1 C/O

Rated Current	Reference	Unit MRP [₹]
800 A	LV500604	On Request
1000 A		
1250 A		



Auxiliary Switch 1 C/O

Rated Current	Reference	Unit MRP [₹]
800 A	LV500601	On Request
1000 A		
1250 A		



Shunt Release (110/240/415 V AC)

Rated Current	Reference	Unit MRP [₹]
800 A	LV500605	On Request
1000 A		
1250 A		



Auxiliary Switch 2 C/O

Rated Current	Reference	Unit MRP [₹]
800 A	LV500602	On Request
1000 A		
1250 A		



Under Voltage release (240 V AC)

Rated Current	Reference	Unit MRP [₹]
800 A	LV500606	On Request
1000 A		
1250 A		



Trip Alarm Contact

Rated Current	Reference	Unit MRP [₹]
800 A	LV500603	On Request
1000 A		
1250 A		

For details on non-standard references, technical parameters, stockable and non-stockable status, please contact Customer Care Centre.

NORMAL STOCK ITEMS

W.E.F. January 30th, 2023

ComPacT NSX & NSXm

Molded-Case Circuit Breakers
And Switch-Disconnectors
From 16 To 630 A - Up To 690 V

ComPact NSXm & NSX

Schneider Electric is proud to introduce the new generation of ComPact MCCBs. These breakers talk to you, wherever you are, in all transparency. New design complements new wireless connectivity capabilities with our latest wireless auxiliary contact.

ComPact Design



New signature design

- Schneider Electric green signature style for the entire ComPact range
- Estimated 40% reduction of wiring time for panel builders
- Experience easier installation thanks to a new ergonomic front-plate design
- Gain the confidence that all auxiliaries are on the right spot, and simply double check that you have the right coil rating
- Ergonomic new toggle for easier breaker manual operation


Wireless Auxiliary Contact



Wireless breaker status

- Plug & play technology for clear connection status (0 or 1, no half-way wired)
- Placed in the same position as the wired version, its LED light will give you direct indication in case of a tripping
- If you are away, your ComPact will send you an immediate notification via EcoStruxure Facility Expert for instance
- Wireless auxiliary accelerates overall wiring time: status communication is done very simply and commissioned wirelessly
- Communication architecture is fully EcoStruxure Power validated, with any application

Ready to meet the new face of ComPact?



Meet the new generation of ComPact™ circuit breakers with semi-transparent faceplate, screwless auxiliaries and remote monitoring features.

Learn about the benefits of the ComPact range here:
se.com/compact-nsx

ComPact NSXm & NSX

Contribute to a better world. Enhance sustainability with ComPact range

Achieve Green Building certification with Green Premium ecolabel

In compliance with ISO 14025 PEP ecopassport program, we publish a comprehensive Life Cycle Analysis of our product, providing the environmental data you need to achieve Green Building certifications.

For example, ComPact NSX & NSXm contribute to 3 LEED™ points in the Building Product Disclosure and Optimization section:

- Environmental Product Declaration
- Material Ingredients



ComPact NSX range is now enriched with the new ComPact NSXm, designed according to the EcoDesign Way™ by Schneider. It now features new space saving frame size for reduced resource consumption, and more.



New Packaging

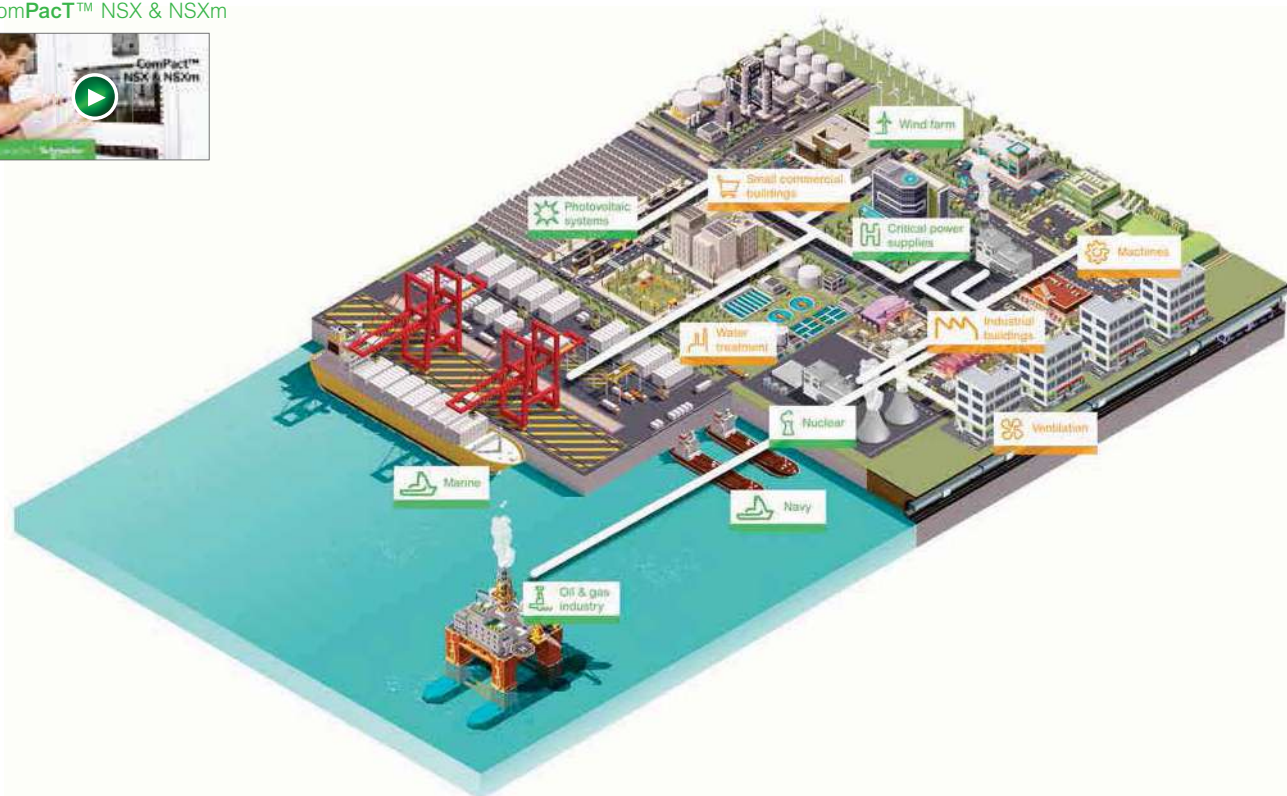
- The ComPact range comes in plastic-less packaging: not only to reduce our carbon footprint, but it also means less waste in the workshop
- Simplified instruction sheets included in all packaging
- 100% recycled carton
- Scan QR codes for access to digital documentation
- This product is REACH and RoHS compliant



ComPact NSXm & NSX Application Overview

The ComPact NSX and NSXm circuit breakers and switch-disconnectors are the best choice for all standards and specific applications.

ComPact™ NSX & NSXm



> ComPact INS/INV [a]



LVPED213024EN

> FuPacT [a]



LVPED216031EN

> Substitution and Technical Guide
ComPact NSX High Performances [b]



LVPED508025EN

> ComPact NSX, ComPact INS/INV,
MasterPact NW DC - DC PV - DC EP [c]



LVPED221002EN

> TransferPacT
(Source-changeover systems) [d]



LVPED216028EN

> Complementary technical information



LVPED318033EN

ComPact NSXm & NSX

New generation, simpler commercial references

New meaningful references to make your life easier

We understand any change in commercial references will be an adjustment, but in the long run we believe this change is needed, and will make your life easier.

Type (1)	Frame rating (2)	Breaking capacity (1)	Num Poles (2)	Trip Unit (2)	Trip Unit Ratings (3)	Suffix (1)
NSX = C	100m = 11	16kA = E	1P = 1	TMD = TM	16 = 016	EverLink = L
NSXm = C	160m = 12	25kA = B	2P = 2	MA = MA	20 = 020	Busbar = B
	100 = 10	36kA = F	3P3D = 3	TMG = MG	25 = 025	Fixed = F
	160 = 16	50kA = N	4P4D = 4	1.3 M = 1M	30 = 030	DC = D
	250 = 25	70kA = H	3P2D = 5	2.2 = 2D	40 = 040	Switch = S
	400 = 40	100kA = S	4P3D = 6	2.3 = 2D	50 = 050	DC PV = DP
	630 = 63	150kA = L		4.1 = 4V	63 = 063	
		...		4.2 = 4V	80 = 080	Acc with ID
			...	100 = 100	change = T	
					...	

For instance LV429630 will become C10F3TM100
ComPact Breaker NSX100F 36kA AC 3P3D 100A TMD

Scan QR code for breaker updates

Each breaker is equipped with a QR code that allows you to get the latest information on your breaker.





NSXm Thermal Magnetic Trip Unit (TMD)

- Ics = 100% Icu as per IEC 60947-2
- Adjustable thermal setting 0.7 to 1 x In
- Fixed magnetic settings
- Single frame size upto 160A
- 5 breaking capacities from 16kA to 70kA
- With compression lug connectors
- All the circuit breakers have a transparent lead-sealable cover

Breaking Capacity Icu as per IEC 60947-2	Rated Current	Three Pole Reference	Unit MRP [₹]	Four Pole Reference	Unit MRP [₹]
16kA	16A	C11E3TM016B	12970	C11E6TM016B	18630
	25A	C11E3TM025B	12970	C11E6TM025B	18630
	32A	C11E3TM032B	12970	C11E6TM032B	18630
	40A	C11E3TM040B	12970	C11E6TM040B	18630
	50A	C11E3TM050B	12970	C11E6TM050B	18630
	63A	C11E3TM063B	12970	C11E6TM063B	18630
	80A	C11E3TM080B	12970	C11E6TM080B	18630
	100A	C11E3TM100B	12970	C11E6TM100B	18630
	125A	C12E3TM125B	22980	C12E6TM125B	28300
160A	C12E3TM160B	24590	C12E6TM160B	30840	
25kA	16A	C11B3TM016B	12970	C11B6TM016B	18630
	25A	C11B3TM025B	12970	C11B6TM025B	18630
	32A	C11B3TM032B	12970	C11B6TM032B	18630
	40A	C11B3TM040B	12970	C11B6TM040B	18630
	50A	C11B3TM050B	12970	C11B6TM050B	18630
	63A	C11B3TM063B	12970	C11B6TM063B	18630
	80A	C11B3TM080B	12970	C11B6TM080B	18630
	100A	C11B3TM100B	12970	C11B6TM100B	18630
	125A	C12B3TM125B	22980	C12B6TM125B	28300
160A	C12B3TM160B	24590	C12B6TM160B	30840	
36kA	16A	C11F3TM016B	15800	C11F6TM016B	20000
	25A	C11F3TM025B	15800	C11F6TM025B	20000
	32A	C11F3TM032B	15800	C11F6TM032B	20000
	40A	C11F3TM040B	15800	C11F6TM040B	20000
	50A	C11F3TM050B	15800	C11F6TM050B	20000
	63A	C11F3TM063B	15800	C11F6TM063B	20000
	80A	C11F3TM080B	15800	C11F6TM080B	20000
	100A	C11F3TM100B	15800	C11F6TM100B	20000
	125A	C12F3TM125B	23610	C12F6TM125B	29400
160A	C12F3TM160B	24780	C12F6TM160B	31710	
50kA	16A	C11N3TM016B	18790	C11N6TM016B	23560
	25A	C11N3TM025B	18790	C11N6TM025B	23560
	32A	C11N3TM032B	18790	C11N6TM032B	23560
	40A	C11N3TM040B	18790	C11N6TM040B	23560
	50A	C11N3TM050B	18790	C11N6TM050B	23560
	63A	C11N3TM063B	18790	C11N6TM063B	23560
	80A	C11N3TM080B	18790	C11N6TM080B	23560
	100A	C11N3TM100B	18790	C11N6TM100B	23560
	125A	C12N3TM125B	28390	C12N6TM125B	32640
160A	C12N3TM160B	28990	C12N6TM160B	34270	
70kA	16A	C11H3TM016B	24020	C11H6TM016B	30980
	25A	C11H3TM025B	24020	C11H6TM025B	30980
	32A	C11H3TM032B	24020	C11H6TM032B	30980
	40A	C11H3TM040B	24020	C11H6TM040B	30980
	50A	C11H3TM050B	24020	C11H6TM050B	30980
	63A	C11H3TM063B	24020	C11H6TM063B	30980
	80A	C11H3TM080B	24020	C11H6TM080B	30980
	100A	C11H3TM100B	24020	C11H6TM100B	30980
	125A	C12H3TM125B	44710	C12H6TM125B	47510
160A	C12H3TM160B	45190	C12H6TM160B	48470	

Note: For Everlink type NSXm MCCBs add prices of LV426970 (3Pole) or LV426971(4Pole) -2 Sets in above MCCBs

For details on stockable and non stockable status, technical parameter, please contact Customer Care Centre



NSXm integrated Earth Leakage protection (MicroLogic Vigi 4.1 Trip Unit)

- Standard protection of distribution cables
- Earth leakage protection
- Indication of:
 - Overload alarming (via LEDs and via SDx module)
 - Overload tripping (via the SDx module)
- Earth leakage alarming (via the SDx module)
- Earth leakage tripping (via front face screen and the SDx module).

Breaking Capacity Icu as per IEC 60947-2	Rated Current	Three Pole Reference	Unit MRP [₹]	Four Pole Reference	Unit MRP [₹]
16kA	25A	C11E34V025B	38510	C11E44V025B	43100
	50A	C11E34V050B		C11E44V050B	
	100A	C11E34V100B		C11E44V100B	
	160A	C12E34V160B		C12E44V160B	
25kA	25A	C11B34V025B	40620	C11B44V025B	45550
	50A	C11B34V050B		C11B44V050B	
	100A	C11B34V100B		C11B44V100B	
	160A	C12B34V160B		C12B44V160B	
36kA	25A	C11F34V025B	40620	C11F44V025B	46750
	50A	C11F34V050B		C11F44V050B	
	100A	C11F34V100B		C11F44V100B	
	160A	C12F34V160B		C12F44V160B	
50kA	25A	C11N34V025B	44350	C11N44V025B	50320
	50A	C11N34V050B		C11N44V050B	
	100A	C11N34V100B		C11N44V100B	
	160A	C12N34V160B		C12N44V160B	
70kA	25A	C11H34V025B	48970	C11H44V025B	56300
	50A	C11H34V050B		C11H44V050B	
	100A	C11H34V100B		C11H44V100B	
	160A	C12H34V160B		C12H44V160B	



- Suitability for isolation as defined by standard IEC 60947-3
- Self protected by their high-set magnetic release
- Single frame size upto 160A

ComPact NSXm NA switch-disconnector

With Compression Lug connectors

Rated Current	Three Pole Reference	Unit MRP [₹]	Four Pole Reference	Unit MRP [₹]
50A	C113050BS	13300	C114050BS	19670
100A	C113100BS		C114100BS	
160A	C123160BS	27200	C124160BS	36290

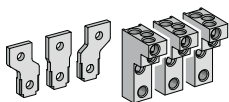
ComPact NSXm NA switch-disconnector

With EverLink™ connectors

Rated Current	Three Pole Reference	Unit MRP [₹]	Four Pole Reference	Unit MRP [₹]
50A	C113050LS	13970	C114050LS	20670
100A	C113100LS		C114100LS	
160A	C123160LS	28600	C124160LS	38150

Accessories for ComPact NSXm

16A to 160A



Terminal spreaders



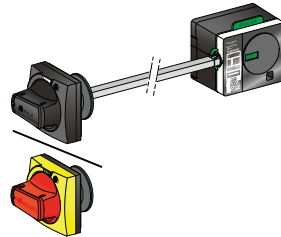
OF or SD auxiliary contact standard



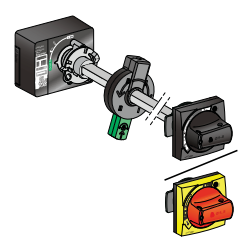
MN or MX voltage releases standard



Direct rotary handle



Side Rotary handle



Extended rotary handle

NSXm Accessories

Auxiliary contacts (changeover)

Description	Reference	Unit MRP [₹]
Standard OF or SD	LV426950	1130

Rotary Handles

Description	Reference	Unit MRP [₹]
-------------	-----------	--------------

Direct rotary handle

Standard black handle	LV426930/ LV426930T	1450
-----------------------	------------------------	------

Extended rotary handle

Standard extended rotary black handle	LV426932/ LV426932T	2310
---------------------------------------	------------------------	------

Side rotary handle

Standard side rotary black handle	LV426935/ LV426935T	3700
-----------------------------------	------------------------	------

Spreader Links

Description	Reference	Unit MRP [₹]
-------------	-----------	--------------

Spreaders & Phase Barriers

Spreaders (Set of 3) 3P	LV426940	850
Spreaders (Set of 4) 4P	LV426941	1160

Everlink Accessories

Description	Reference	Unit MRP [₹]
-------------	-----------	--------------

Everlink Connectors

EverLink connector with control wire terminal for 3P (Set of 3)	LV426970	1040
EverLink connector with control wire terminal for 4P (Set of 4)	LV426971	1360

Voltage Releases

Description	Shunt Release Reference	Unit MRP [₹]	Under Voltage Reference	Unit MRP [₹]
AC				
24 V 50/60 Hz	LV426841	2960	LV426801	3810
48 V 50/60 Hz	LV426842	4030	LV426802	4340
110-130 V 50/60 Hz	LV426843	2690	LV426803	3500
220-240 V 50/60 Hz	LV426844	2830	LV426804	
380-415 V 50 Hz	LV426846	2690	LV426806	
DC				
24 V	LV426841	2960	LV426801	3810
48 V	LV426842	4030	LV426802	4340
125 V	LV426843	2690	LV426803	3500
250 V	LV426844	2830	LV426815	4230

For details on stockable and non stockable status, technical parameter, please contact Customer Care Centre

TeSys Power

Circuit Breakers for Motor Protection

GV4LE



- IEC/EN 60947-1, IEC/EN 60947-2, CCC, EAC
- Can be used with class 5, 10 or 20 relay
- Short Circuit Protection with an adjustable pick-up $I_i = 6$ to 14 In.
- From 0.25 - 55kW

Magnetic Toggle Control

Motor Power AC-3 (400/415V AC)		In	Magnetic Setting Range	25kA Breaking Capacity		50kA Breaking Capacity		100kA Breaking Capacity	
kW	HP	(A)	A	Reference	Unit MRP [₹]	Reference	Unit MRP [₹]	Reference	Unit MRP [₹]
0.25..0.75	0.3..1	2	12..28	-	-	GV4LE02N6	On Request	GV4LE02S6	On Request
0.55..1.5	0.7..2	3.5	21..49	-	-	GV4LE03N6		GV4LE03S6	
1.5..3	2..4	7	42..96	-	-	GV4LE07N6		GV4LE07S6	
3..5.5	4..7.5	12.5	75..175	-	-	GV4LE12N6		GV4LE12S6	
5.5..11	7.5..14	25	150..350	GV4LE25B6	On Request	GV4LE25N6		GV4LE25S6	
11..22	15..30	50	300..700	GV4LE50B6		GV4LE50N6		GV4LE50S6	
18.5..37	25..50	80	480..1120	GV4LE80B6		GV4LE80N6		GV4LE80S6	
30..55	40..75	115	690..1610	GV4LE115B6		GV4LE115N6		GV4LE115S6	

Note: For Everlink termination please order after removing the 6 at the end Eg. GV4LE115N

GV4PE



- IEC/EN 60947-1, IEC/EN 60947-2, IEC/EN 60947-4-1, UL 60497-4-1, CCC, EAC, CSA
- Overload or thermal protection
- Short time delay protection
- Short circuit protection
- Fixed Ground fault protection
- Phase unbalance or phase loss
- Front indications through LED
- Variable Trip class : Trip Class 10/ Trip Class 20

Thermal Magnetic Protection Toggle Control

Motor Power AC-3 (400/415V AC)		In	Magnetic Setting Range	25kA Breaking Capacity		50kA Breaking Capacity		100kA Breaking Capacity	
kW	HP	(A)	A	Reference	Unit MRP [₹]	Reference	Unit MRP [₹]	Reference	Unit MRP [₹]
0.25..0.75	0.3..1	2	0.8..2	-	-	GV4PE02N6	On Request	GV4PE02S6	On Request
0.55..1.5	0.7..2	3.5	1.4..3.5	-	-	GV4PE03N6		GV4PE03S6	
1.5..3	2..4	7	2.9..7	-	-	GV4PE07N6		GV4PE07S6	
3..5.5	4..7.5	12.5	5..12.5	-	-	GV4PE12N6		GV4PE12S6	
5.5..11	7.5..14	25	10..25	GV4PE25B6	On Request	GV4PE25N6		GV4PE25S6	
11..22	15..30	50	20..50	GV4PE50B6		GV4PE50N6		GV4PE50S6	
18.5..37	25..50	80	40..80	GV4PE80B6		GV4PE80N6		GV4PE80S6	
30..55	40..75	115	65..115	GV4PE115B6		GV4PE115N6		GV4PE115S6	

Note: For Everlink version please order after removing the 6 at the end. Eg. GV4PE115N

Crimp Lug/busbar connection			
Description	Sold in lots of	Reference	
Crimped lug connector + screws	1	GV4LUG	
Transparent terminal shield for crimped lug connector	1	LAD96590	
Interphase barriers	6	LV426920	
Spreader 3-pole	To increase the pitch to 35 min	1	LV426940

TeSys Power

Circuit Breakers for Motor Protection

Accessories for GV4



MX Shunt Trip

- Trips the circuit breaker when the control voltage rises above 70% of rated voltage
- Shunt trip 110..130V AC is suitable.. etc for ground fault protection when combined with a Class I ground fault sensing element

MN Under Voltage Release

Trips the circuit breaker when the control voltage drops below 35% of its rated voltage

Description	Mounting	Voltage	References	Unit MRP [₹]
Mx Shunt Trip	Internal, Plug-In	220-240 VAC 50 Hz, 208-240 VAC 60 Hz, 277 VAC 60 Hz	GV4AS287	On Request
Mn Under Voltage Release	Internal, Plug-In	440-480 VAC 60 Hz	GV4AU486	

Auxiliary Contact Blocks



An auxiliary contact block provides one changeover contact with one common point for OF and SD function, depending on where it is inserted

Open/Close OF Function: indicates position of the circuit breaker contacts

Trip Alarm SD Function: indicates circuit breaker tripping due to:

- Electrical fault (overload, short circuit)
- Shunt trip/Undervoltage release
- "Push to Trip" Function

Resets when the circuit breaker is reset

Description	Maximum Number	Mounting	Type of Contacts	Reference	Unit MRP [₹]
Auxiliary Contact Block	2 (1 Each For OF or SD)	Internal Plug-In	NO + NC	GV4AE11	On Request

Rotary Handles

Description	Type	Degree of Protection	Reference	Unit MRP [₹]
Direct Mounting Rotary Handle	BLACK	IP40	GV4ADN01	On Request
	BLACK	IP54	GV4APN01	
Front Extended Rotary Handle (Min Shaft Length 214Mm/Max Shaft Length 627Mm)	RED HANDLE ON YELLOW BEZEL	IP54	GV4APN02	
	RED HANDLE ON YELLOW BEZEL	IP65	GV4APN04	

Connection Accessories

Description	Reference
Spreader 3-pole (To increase pitch to 35mm) (1 pce)	LV426940

COMPACT

Moulded Case Circuit Breaker

The new generation of reliable ComPacT circuit breakers features improved performance and easier installation.

- Gain a competitive edge with easy-to-upgrade, wireless connectivity of circuit breakers and panels.
- Experience easier installation thanks to a new ergonomic front-plate design.
- Improve build and installation times with screwless, plug-and-play auxiliaries.

se.com/compact-nsx



ComPacT™ molded-case circuit breaker

Life Is On

Schneider
Electric

ComPact NSX

New generation of ComPacT MCCBs



- Ethernet based communication system for monitoring, control, alarm notification for energy, asset and network management
- Built-in energy metering with combined accuracy class of 2% for precise measurement
- Wireless auxiliary Contacts accelerates overall wiring time: status communication is done very simply and commissioned wirelessly
- Intelligent discrimination for continuity of service and enhanced discrimination by cascading
- Patented reflex tripping, independent of other protection functions, ensures ultra fast tripping in the event of very high short circuit
- Encapsulated roto-active double break contact system limits fault current for extended system life
- Best in class electrical life (30k cycles for NSX 100 @ 440 V) reduces operational expenditure
- High performance => $I_{cs} = I_{cu} = 100\text{kA} @ 690\text{V AC}$

Range Details:

- 16A to 630A in two frames sizes
- Breaking capacity up to 200kA @ 415V
- TMD and Electronic based trip unit
- Available in Fixed, Plug-in and Draw out type versions



NSX Thermal Magnetic Trip Unit (TM-D)

- Ics = 100% Icu as per IEC 60947-2
- Adjustable thermal setting 0.7 to 1 x In
- Adjustable magnetic setting 5 to 10 x Ir **
- Transparent cover for trip unit as standard
- Breaking Capacity enhancement upto 150kA with a higher capacity upstream (Cascading)

Breaking Capacity Icu as per IEC 60947-2	Rated Current	Three Pole Reference	Unit MRP [₹]	Four Pole Reference	Unit MRP [₹]
25kA	16A	C10B3TM016	13230	C10B6TM016	19010
	25A	C10B3TM025 ✓	13230	C10B6TM025	19010
	32A	C10B3TM032 ✓	13230	C10B6TM032	19010
	40A	C10B3TM040 ✓	13230	C10B6TM040	19010
	50A	C10B3TM050	13230	C10B6TM050	19010
	63A	C10B3TM063 ✓	13230	C10B6TM063 ✓	19010
	80A	C10B3TM080 ✓	13230	C10B6TM080	19010
	100A	C10B3TM100 ✓	13230	C10B6TM100 ✓	19010
	125A	C16B3TM125 ✓	23450	C16B6TM125 ✓	28880
	160A	C16B3TM160 ✓	25090	C16B6TM160 ✓	31470
	200A	C25B3TM200	36140	C25B6TM200 ✓	43480
	250A	C25B3TM250 ✓	36840	C25B6TM250 ✓	44340
36kA	16A	C10F3TM016 ✓	16120	C10F6TM016	20410
	25A	C10F3TM025 ✓	16120	C10F6TM025	20410
	32A	C10F3TM032 ✓	16120	C10F6TM032 ✓	20410
	40A	C10F3TM040 ✓	16120	C10F6TM040	20410
	50A	C10F3TM050	16120	C10F6TM050	20410
	63A	C10F3TM063 ✓	16120	C10F6TM063 ✓	20410
	80A	C10F3TM080 ✓	16120	C10F6TM080	20410
	100A	C10F3TM100 ✓	16120	C10F6TM100 ✓	20410
	125A	C16F3TM125 ✓	24090	C16F6TM125 ✓	30000
	160A	C16F3TM160 ✓	25290	C16F6TM160 ✓	32360
	200A	C25F3TM200 ✓	36610	C25F6TM200 ✓	45120
	250A	C25F3TM250 ✓	37660	C25F6TM250 ✓	46940
50kA	16A	C10N3TM016	19170	C10N6TM016	24040
	25A	C10N3TM025	19170	C10N6TM025	24040
	32A	C10N3TM032 ✓	19170	C10N6TM032	24040
	40A	C10N3TM040 ✓	19170	C10N6TM040	24040
	50A	C10N3TM050	19170	C10N6TM050	24040
	63A	C10N3TM063 ✓	19170	C10N6TM063	24040
	80A	C10N3TM080 ✓	19170	C10N6TM080	24040
	100A	C10N3TM100 ✓	19170	C10N6TM100	24040
	125A	C16N3TM125 ✓	28970	C16N6TM125	33310
	160A	C16N3TM160 ✓	29580	C16N6TM160	34970
	200A	C25N3TM200 ✓	39460	C25N6TM200	48200
	250A	C25N3TM250 ✓	40210	C25N6TM250	51140
70kA	16A	C10H3TM016	24510	C10H6TM016	31610
	25A	C10H3TM025	24510	C10H6TM025	31610
	32A	C10H3TM032	24510	C10H6TM032	31610
	40A	C10H3TM040	24510	C10H6TM040	31610
	50A	C10H3TM050	24510	C10H6TM050	31610
	63A	C10H3TM063 ✓	24510	C10H6TM063	31610
	80A	C10H3TM080	24510	C10H6TM080	31610
	100A	C10H3TM100 ✓	24510	C10H6TM100	31610
	125A	C16H3TM125	45620	C16H6TM125	48480
	160A	C16H3TM160 ✓	46110	C16H6TM160	49460
	200A	C25H3TM200	52410	C25H6TM200	68100
	250A	C25H3TM250 ✓	52910	C25H6TM250	68780

Note:

- ** applicable for NSX 200A & 250A
- For higher breaking capacities (100kA and 150kA); for Generator Protection MCCB and other special application MCCB, contact our nearest Sales office.

For details on non-standard references, technical parameters, stockable and non-stockable status, please contact Customer Care Centre.

✓ NORMAL STOCK ITEMS

W.E.F. January 30th, 2023



NSX Micrologic 2 (µP -ASIC based)

- Protection type LS01N
- Ics = 100% Icu as per IEC 60947-2
- Adjustable overload from 0.40 to 1 x In
- Adjustable short circuit from 1.5 to 10 x Ir
- Innovative front indication LED's (Ready, Overload pre-alarm & Overload)
- Two frame sizes up to 630A
- Breaking Capacity enhancement upto 150kA with a higher capacity upstream (Cascading)
- Adjustable neutral protection - N, N/2, OFF for 4 Pole MCCB

Breaking Capacity Icu as per IEC 60947-2	Rated Current	Three Pole Reference	Unit MRP [₹]	Four Pole Reference	Unit MRP [₹]
25kA	40A	C10B32D040 <input checked="" type="checkbox"/>	23520	C10B42D040	30270
	100A	C10B32D100 <input checked="" type="checkbox"/>	23520	C10B42D100 <input checked="" type="checkbox"/>	30270
	160A	C16B32D160 <input checked="" type="checkbox"/>	30040	C16B42D160 <input checked="" type="checkbox"/>	38320
	250A	C25B32D250 <input checked="" type="checkbox"/>	39480	C25B42D250 <input checked="" type="checkbox"/>	50640
36kA	40A	C10F32D040	23910	C10F42D040	30410
	100A	C10F32D100 <input checked="" type="checkbox"/>	23910	C10F42D100 <input checked="" type="checkbox"/>	30410
	160A	C16F32D160 <input checked="" type="checkbox"/>	30570	C16F42D160 <input checked="" type="checkbox"/>	42250
	250A	C25F32D250 <input checked="" type="checkbox"/>	41330	C25F42D250 <input checked="" type="checkbox"/>	57280
	400A	C40F32D400 <input checked="" type="checkbox"/>	57820	C40F42D400 <input checked="" type="checkbox"/>	65920
	630A	C63F32D630 <input checked="" type="checkbox"/>	61390	C63F42D630 <input checked="" type="checkbox"/>	78530
50kA	40A	C10N32D040	28690	C10N42D040	38810
	100A	C10N32D100 <input checked="" type="checkbox"/>	28690	C10N42D100 <input checked="" type="checkbox"/>	39960
	160A	C16N32D160 <input checked="" type="checkbox"/>	36340	C16N42D160	47290
	250A	C25N32D250 <input checked="" type="checkbox"/>	47210	C25N42D250 <input checked="" type="checkbox"/>	61360
	400A	C40N32D400 <input checked="" type="checkbox"/>	59910	C40N42D400 <input checked="" type="checkbox"/>	77810
	630A	C63N32D630 <input checked="" type="checkbox"/>	62100	C63N42D630 <input checked="" type="checkbox"/>	82260
70kA	40A	C10H32D040	36220	C10H42D040	45870
	100A	C10H32D100	36770	C10H42D100	45870
	160A	C16H32D160	48560	C16H42D160	61980
	250A	C25H32D250	54540	C25H42D250	78710
	400A	C40H32D400 <input checked="" type="checkbox"/>	68160	C40H42D400	89510
	630A	C63H32D630 <input checked="" type="checkbox"/>	69850	C63H42D630	108650

Note: For higher breaking capacities (100kA and 150kA); for Generator Protection MCCB and other special application MCCB, contact our nearest Sales office.

NSX Micrologic 2 (µP -ASIC based) / TMD / MA+ shunt +GFP

- Protection type LS01GN
- Ics = 100% Icu as per IEC 60947-2
- Fault indication for GF (LED type) meant for human safety
- Adjustable overload from 0.36 to 1 x In
- Adjustable short circuit from 1.5 to 10 x Ir
- Adjustable earth fault sensitivity selection 10 to 60%
- Innovative front indication LED's (Ready, Overload pre-alarm & Overload)
- Two frame sizes up to 630A
- Suitable for 3P3W & 3P4W electrical distribution network
- Breaking Capacity enhancement upto 150kA with a higher capacity upstream (Cascading)
- Adjustable neutral protection - N, N/2, OFF for 4 Pole MCCB



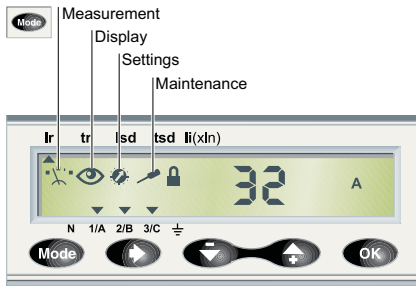
MCCB Frame	Relay Module rated current	3 Ph + 3W Reference	Unit MRP [₹]	3 Ph + 4W Reference	Unit MRP [₹]
CVS/NSX100	32, 40, 50, 63, 80, 100	GFP11CT13P <input checked="" type="checkbox"/>	7370	GFP11CT14P <input checked="" type="checkbox"/>	8070
CVS/NSX 160 / 250	125, 160, 200, 250	GFP12CT23P <input checked="" type="checkbox"/>	8370	GFP12CT24P <input checked="" type="checkbox"/>	9460
CVS/NSX 400 / 630	400, 630	GFP13CT33P <input checked="" type="checkbox"/>	12670	GFP13CT34P <input checked="" type="checkbox"/>	13820

Note: Kindly order NSX/CVS MCCB +GFP+. Shunt trip coil.

For details on non-standard references, technical parameters, stockable and non-stockable status, please contact Customer Care Centre.

NORMAL STOCK ITEMS

W.E.F. January 30th, 2023



NSX Micrologic 6E

Protection

- Ics = 100% Icu as per IEC 60947-2
- Breaking Capacity enhancement upto 150kA with a higher capacity upstream (Cascading)
- External Neutral CT required for highly un-balanced TP-N system (* has to be ordered at extra price)
- Adjustable neutral protection - N, N/2, OFF and oversized neutral (standard feature) for 4 Pole MCCB.
- Adjustable overload from Ir 0.4 to 1 x In and tr = 0.5 to 16 s
- Adjustable short circuit from I_{sd} 1.5 to 10 x Ir and tsd I_{2t} ON/OFF 0.1 to 0.4s
- Adjustable earth fault 0.4 to 1 x In (for In=40A) & 0.2 to 1 x In (for In>40A) and tg I_{2t} ON/OFF 0.1 to 0.4s
- Instantaneous protection Ii 1.5 x In to 15 x In (40 - 160A), 12 x In (250 to 400A) and 11 x In (630A)
- Zone Selective Interlocking (ZSI) as standard

Measurement & Diagnostics

- Current, Voltage, Power factor and Frequency measurement
- Power Quality Indicator (THD for Current and Voltage)
- Active, Reactive and Apparent Power measurement and **Embedded Energy metering**
- Demand and maximum demand values
- Indications for fault types, Alarms and Histories with timestamping
- Fault distinction on the display of trip unit (type of fault, interrupted fault current and faulty phase)
- Operation, trip and alarm counters; Operating Hours counter
- Contact wear: Load profile and thermal image

Breaking Capacity Icu as per IEC 60947-2	Rated Current	Three Pole Reference	Unit MRP [₹]	Four Pole Reference	Unit MRP [₹]
36kA	100A	C10F36E100		C10F46E100	
	160A	C16F36E160		C16F46E160	
	250A	C25F36E250		C25F46E250	
	400A	C40F36E400		C40F46E400	
	630A	C63F36E630		C63F46E630	
50kA	100A	C10N36E100	On Request	C10N46E100	On Request
	160A	C16N36E160		C16N46E160	
	250A	C25N36E250		C25N46E250	
	400A	C40N36E400		C40N46E400	
	630A	C63N36E630		C63N46E630	
70kA	100A	C10H36E100		C10H46E100	
	160A	C16H36E160		C16H46E160	
	250A	C25H36E250		C25H46E250	
	400A	C40H36E400		C40H46E400	
	630A	C63H36E630		C63H46E630	

For details on non-standard references, technical parameters, stockable and non-stockable status, please contact Customer Care Centre.

NORMAL STOCK ITEMS

W.E.F. January 30th, 2023



NSX Magnetic Trip Unit MA type

- Ics = 100% Icu as per IEC 60947-2
- Adjustable magnetic setting Im 6 to 14 x In (2.5 to 100A) & 9 to 14 x In (150 to 200A)
- Type - 2 Co-ordination charts upto 110 kW at 400V
- Breaking Capacity enhancement upto 150kA with a higher capacity upstream (Cascading)
- Adjustable neutral protection - N, N/2, OFF for 4 Pole MCCB

Breaking Capacity Icu as per IEC 60947-2	Rated Current	Three Pole Reference	Unit MRP [₹]
36kA	150A	C16F3MA150	25170
	220A	C25F3MA220	41300
50kA	150A	C16N3MA150	30740
	220A	C25N3MA220	45330
70kA	150A	C16H3MA150	46110
	220A	C25H3MA220	71510



MCCBs for DC Network Protection

16A to 1200A in Two frames sizes with Thermal Magnetic Trip Unit (TMD)

- Up to 1200 A for ComPact NSX DC, protection is provided by thermal-magnetic trip units
- TM-D up to 160 A: fixed thermal threshold and magnetic pick-up
- TM-D up to 63 A: adjustable thermal threshold and fixed magnetic pick-up
- TM-DC from 80 to 250 A: fixed or adjustable (for 200 and 250 A) magnetic pick-up and adjustable thermal threshold
- TM-DC from 250 A to 1200 A adjustable magnetic pick-up and adjustable thermal threshold
- TM-G, up to 250 A: adjustable thermal threshold and fixed low magnetic pick-up to protect long cables

Breaking Capacity Icu as per IEC 60947-2	Rated Current	Three Pole Reference	Unit MRP [₹]	Four Pole Reference	Unit MRP [₹]
36kA	400A	C40F3TM400D	49520	C40F4TM400D	56220
	500A	C63F3TM500D	59400	C63F4TM500D	72610
	600A	C63F3TM600D	62730	C63F4TM600D	75940
100kA	400A	C40S3TM400D	70710	C40S4TM400D	86120
	500A	C63S3TM500D	77200	C63S4TM500D	93120
	600A	C63S3TM600D	77200	C63S4TM600D	93120

For details on non-standard references, technical parameters, stockable and non-stockable status, please contact Customer Care Centre.

NORMAL STOCK ITEMS

W.E.F. January 30th, 2023



NSX Micrologic 4 Vigi

- Standard protection for electrical distribution-overload, short circuit & neutral protection
- Earth leakage protection-Adjustable leakage threshold ($I\Delta n$) and adjustable time delay threshold
 - Sensitivity $I\Delta n$ (A)
 - Type A: 30mA - 100mA - 300mA - 500mA - 1A - 3A - 5A (for the ratings 40 to 250A)
 - Type B: 300mA - 500mA - 1A - 3A - 5A - 10A (for the ratings 400 to 570A)
- Alarming & Fault Indication

Breaking Capacity Icu as per IEC 60947-2	Rated Current	Three Pole Reference	Unit MRP [₹]	Four Pole Reference	Unit MRP [₹]
25kA	40A	C10B34V040	On Request	C10B44V040	On Request
	100A	C10B34V100		C10B44V100	
	160A	C16B34V160		C16B44V160	
	250A	C25B34V250		C25B44V250	
36kA	40A	C10F34V040		C10F44V040	
	100A	C10F34V100		C10F44V100	
	160A	C16F34V160		C16F44V160	
	250A	C25F34V250		C25F44V250	
50kA	400A	C40F34V400		C40F44V400	
	570A	C63F34V570		C63F44V570	
	40A	C10N34V040		C10N44V040	
	100A	C10N34V100		C10N44V100	
70kA	160A	C16N34V160	C16N44V160		
	250A	C25N34V250	C25N44V250		
	400A	C40N34V400	C40N44V400		
	570A	C63N34V570	C63N44V570		
70kA	40A	C10H34V040	C10H44V040		
	100A	C10H34V100	C10H44V100		
	160A	C16H34V160	C16H44V160		
	250A	C25H34V250	C25H44V250		
70kA	400A	C40H34V400	C40H44V400		
	570A	C63H34V570	C63H44V570		

For details on non-standard references, technical parameters, stockable and non-stockable status, please contact Customer Care Centre.

NORMAL STOCK ITEMS

W.E.F. January 30th, 2023



Indication contacts



SDTAM remote indication relay module



SDx remote indication relay module



Voltage Release



Motor Mechanism

Description	Reference	Unit MRP [₹]
Auxiliary contacts (changeover) Multifunction		
OF or SD or SDE or SDV	29450 <input checked="" type="checkbox"/>	1090
OF or SD or SDE or SDV low level	29452	1270
SDE adaptor for trip unit TM or MA or Micrologic 2 \$\$	LV429451 <input checked="" type="checkbox"/>	940
SDx 2-PROGRAMMABLE CONTACTS FOR MICROLOGIC		
SDx module 24/415 V AC/DC	LV429532	16230
SDTAM contactor tripping module for Micrologic 2- M/6 E-M		
SDTAM 24/415 V AC/DC overload fault indication	LV429424	16600

\$\$ To be considered along with SDE contact for MCCB with TMD/MA./Micrologic 2 protection.

Voltage Releases

Description	Shunt Release Reference	Unit MRP [₹]	Undervoltage Reference	Unit MRP [₹]
AC				
24 V 50/60 Hz	LV429384	3170	LV429404	3920
48 V 50/60 Hz	LV429385		LV429405	
110-130 V 50/60 Hz	LV429386 <input checked="" type="checkbox"/>		LV429406 <input checked="" type="checkbox"/>	
220-240 V 50/60 Hz	LV429387 <input checked="" type="checkbox"/>		LV429407 <input checked="" type="checkbox"/>	
380-415 V 50 Hz	LV429388 <input checked="" type="checkbox"/>		LV429408 <input checked="" type="checkbox"/>	
525 V 50 Hz	LV429389		LV429409	5620
DC				
12 V	LV429382	3170	LV429402	3880
24 V	LV429390 <input checked="" type="checkbox"/>		LV429410 <input checked="" type="checkbox"/>	
30 V	LV429391		LV429411	
48 V	LV429392		LV429412	3880
60 V	LV429383	4490	LV429403	5620
125 V	LV429393	3170	LV429413	3880
250 V	LV429394		LV429414 <input checked="" type="checkbox"/>	3850

Installation Accessories

Description	100/160/250A Reference	Unit MRP [₹]	400/630A Reference	Unit MRP [₹]
Spreaders & Phase Barrier				
Spreaders (Set of 3) 3P	LV431563 <input checked="" type="checkbox"/>	730	32492 <input checked="" type="checkbox"/>	1650
Spreaders (Set of 4) 4P	LV431564 <input checked="" type="checkbox"/>	970	32493 <input checked="" type="checkbox"/>	2100
Phase Barrier (Set of 6)	*	-	LV432570 <input checked="" type="checkbox"/>	990
Interlocking				
For Breaker with Rotary Handle	LV429369	11340	LV432621	14280
For Breaker with Toggle	LV429354	13650	LV432614	14420
Mechanical Interlocking with Base Plate	29349**	-	32609**	-
Locking of Rotary Handle				
Locking Device	LV429344 <input checked="" type="checkbox"/>	730	LV432604 <input checked="" type="checkbox"/>	990
Ronis Keylock (1 Lock + 1 Key set)	41940 <input checked="" type="checkbox"/>	5460	41940 <input checked="" type="checkbox"/>	5460
Ronis Keylock (2 Locks + 1 Key set)	41950 <input checked="" type="checkbox"/>	9190	41950 <input checked="" type="checkbox"/>	9190
Profalux Keylock (1 Lock + 1 Key set)	42888	8530	42888	8530
Profalux Keylock (2 Locks + 1 Key set)	42878	10710	42878	10710

* supplied as standard with spreader

** Mechanical Interlocking with Base Plate to be ordered with Safety trip interlock (LV429270 for 29349 and LV432520 for 32609)

For details on non-standard references, technical parameters, stockable and non-stockable status, please contact Customer Care Centre.

NORMAL STOCK ITEMS

W.E.F. January 30th, 2023



FDM121: Front Display Module



Test Battery



Power Supply Module B



SCM: Breaker Status and Control Module

Motor Mechanism

Type	Voltage	100/160A Reference	Unit MRP [₹]	250A Reference	Unit MRP [₹]	400/630A Reference	Unit MRP [₹]
Motor Mechanism Modules with SDE Adaptor ⁽¹⁾							
AC 50/60 Hz	48-60 V	LV429440	36970	LV431548	40860	LV432639	47510
	110-130 V	LV429433	29580	LV431540	33320	LV432640	
	220-240 V	LV429434 <input checked="" type="checkbox"/>		LV431541 <input checked="" type="checkbox"/>	32690	LV432641 <input checked="" type="checkbox"/>	
	380-415 V	LV429435		LV431542	32690	LV432642	
	440-480 V	LV429435		LV431542	32690	LV432647	
DC	24-30 V	LV429436		40510	LV431543	43930	LV432643
48-60 V	LV429437	40510	LV431544	43930	LV432644		
110-130 V	LV429438	40510	LV431545	43930	LV432645		
250 V	LV429439	40510	LV431546	43930	LV432646		

(1) With every Motor Mechanism, please order 1 no. auxiliary contact additionally. For other voltages of motor mechanism please consult Customer Care.

Description	100/160/250A Reference	Unit MRP [₹]	400/630A Reference	Unit MRP [₹]
Locking of Motor Mechanism				
Keylock adaptor + Ronis keylock (special)	LV429449	4090	-	-
Locking Device	-	-	LV432649	1450
Ronis Keylock	-	-	41940 <input checked="" type="checkbox"/>	5460
Profalux Keylock	-	-	42888	8530
Torque Limiting Screws (Set of 12)	LV429513	3370	LV432513	3670

Monitoring and Control, test tools- ComPact and NSX100 - 630
Monitoring and Control (Remote Operation)

Description	Reference	Unit MRP [₹]
ULP Display Module		
Switchboard front display module FDM121	TRV00121 <input checked="" type="checkbox"/>	16760
ULP Wiring Accessories		
NSX cord L = 0.35 m	LV434200	3880
NSX cord L = 1.3 m	LV434201	3950
5 RJ45/RJ45 MALE Cord L = 1m	TRV00810	3670
10 Stacking connectors for COM interface	TRV00217	5710
ULP Communication Module		
IFM MODBUS Interface Module	LV434000	13500
BSCM (Breaker Status and Control Module)	LV434205 <input checked="" type="checkbox"/>	12420
Power Supply Modules		
External power supply module 24 V DC-1 A OVC IV		
200-240 V AC	LV454444 <input checked="" type="checkbox"/>	19820
Pocket battery for Micrologic NSX100-630	LV434206	24370

Maintenance Module for advanced configuration and testing, contact our nearest Sales office.
ULP = Universal Logic Plug

For details on non-standard references, technical parameters, stockable and non-stockable status, please contact Customer Care Centre.

NORMAL STOCK ITEMS

W.E.F. January 30th, 2023



Direct Rotary Handle



Extended Rotary Handle



Plug in Base



Draw-Out Chassis Kit

Description	100/160/250A Reference	Unit MRP [₹]	400/630A Reference	Unit MRP [₹]
Rotary Handles				
Standard direct black handle	LV429337 <input checked="" type="checkbox"/>	1530	LV432597 <input checked="" type="checkbox"/>	2300
Standard extended rotary handle	LV429338 <input checked="" type="checkbox"/>	2100	LV432598 <input checked="" type="checkbox"/>	3730
Plug in Base (Complete Kit)				
3 Pole	LV429289 <input checked="" type="checkbox"/>	12080	LV432538 <input checked="" type="checkbox"/>	27720
4 Pole	LV429290 <input checked="" type="checkbox"/>	15640	LV432539 <input checked="" type="checkbox"/>	34550
Draw-Out Chassis Kit				
3 Pole				
Plug In base	LV429289 <input checked="" type="checkbox"/>	12080	LV432538 <input checked="" type="checkbox"/>	27720
Chassis Side Plate for base	LV429282 <input checked="" type="checkbox"/>	15950	LV432532 <input checked="" type="checkbox"/>	20200
Chassis Side Plate for breaker	LV429283 <input checked="" type="checkbox"/>	8460	LV432533 <input checked="" type="checkbox"/>	11780
4 Pole				
Plug In base	LV429290 <input checked="" type="checkbox"/>	15640	LV432539 <input checked="" type="checkbox"/>	34550
Chassis Side Plate for base	LV429282 <input checked="" type="checkbox"/>	15950	LV432532 <input checked="" type="checkbox"/>	20200
Chassis Side Plate for breaker	LV429283 <input checked="" type="checkbox"/>	8460	LV432533 <input checked="" type="checkbox"/>	11780
Plug In / Withdrawable version Accessories				
Automatic Auxilliary Connectors				
1 9-wire fixed connector (for base)	LV429273	1680	LV429273	1680
1 9-wire moving connector (for circuit breaker)	LV429274	1180	LV432523 <input checked="" type="checkbox"/>	1260
1 support for 2 moving connectors	LV429275	900	LV432525 <input checked="" type="checkbox"/>	900
Manual Auxilliary Connectors				
9-wire manual auxilliary connector (fixed + moving)	LV429272	5800	LV429272	5800

Note: Above auxiliary connectors to be used with Plug-in and Withdrawable MCCB when Auxiliary Contact, Shunt, UnderVoltage or Motor Mechanism is used.

For details on non-standard references, technical parameters, stockable and non-stockable status, please contact Customer Care Centre.

NORMAL STOCK ITEMS

W.E.F. January 30th, 2023

Unique Modular Ground Fault Protection



Earth Fault Protection for EasyPact CVS/ ComPact NSX MCCBs Modular Device for EasyPact CVS/ ComPact NSX Range Moulded Case Circuit Breakers

- Adjustable earth fault sensitivity selection 10 to 60%
- Adjustable time delay Inst/ 0.5 - 3 sec.
- System healthiness check through LED indication
- Individual fault indication for OL/SC, EF when used with ComPact NSX & EasyPact CVS (Optional)
- Test facility to check healthiness of earth fault protection system without tripping MCCB
- Suitable for 3P3W & 3P4W electrical distribution network

MCCB Frame	Relay Module rated current	3 Ph + 3W Reference	Unit MRP [₹]	3 Ph + 4W Reference	Unit MRP [₹]
CVS/NSX100	32, 40, 50, 63, 80, 100	GFP11CT13P <input checked="" type="checkbox"/>	7370	GFP11CT14P <input checked="" type="checkbox"/>	8070
CVS/NSX 160 / 250	125, 160, 200, 250	GFP12CT23P <input checked="" type="checkbox"/>	8370	GFP12CT24P <input checked="" type="checkbox"/>	9460
CVS/NSX 400 / 630	400, 630	GFP13CT33P <input checked="" type="checkbox"/>	12670	GFP13CT34P <input checked="" type="checkbox"/>	13820

Note: Kindly order one no. Shunt trip coil along with one Ground Fault Protection Module for CVS100 to 630.

Earth Leakage Protection

ComPact NSX VigiPacT Add-on Module



VigiPacT

NSX + VigiPacT

- Compliance with Standards - IEC60947-2 annex B, IEC 60755, Type A, immunity to DC components up to 6 mA
- Sensitivity In (A)-0.03, 0.1, 0.3, 0.5, 1, 3
- Time delay (ms)-0, 60, 150, 300, 500, 800, 1.2s, 4s
- VigiPacT add-on may be equipped with an auxiliary contact (SDV) to remotely signal tripping due to an earth fault
- Self powered - "no external supply required"

MCCB Frame	Three Pole ⁽¹⁾ Reference	Unit MRP [₹]	Four Pole Reference	Unit MRP [₹]
NSX - 100/160	LV429488 <input checked="" type="checkbox"/>	25440	LV429489	28110
NSX - 250	LV429492	28050	LV429493	28680
NSX - 400/630	LV432464	69460	LV432465	72340

For details on non-standard references, technical parameters, stockable and non-stockable status, please contact Customer Care Centre.

NORMAL STOCK ITEMS

W.E.F. January 30th, 2023



New PacT Series

ComPacT NS

Molded Case Circuit Breakers
and Switch-Disconnectors
from 630b to 3200 A



se.com/in

Life Is On

Schneider
Electric

ComPact NS

Deliver the best solution for your customers



- Enhance power availability with total control of selectivity and power management with advanced trip unit.
- Optimize panel cost with cascading; the Compact NS technology covers all your needs from 630 to 3200 A, with a breaking capacity from 50 to 200 kA.
- Equipped with electronic control units, the Compact NS circuit breakers ensure protection and measurement of your electrical installation.
- Provide efficiency to your customer with small size and multi-ways of installation and highly immune protection system insensitive to disturbances (IEC 60947-2 Annex F).

Standards

Compact NS circuit breakers and auxiliaries comply with:

- IEC/EN 60947-1: General rules
- IEC/EN 60947-2: Circuit-breakers
- IEC/EN 60947-3: Switch-disconnectors
- IEC/EN 60947-4-1: Contactors and motor-starters
- IEC/EN 60947-5-1: Control circuit devices

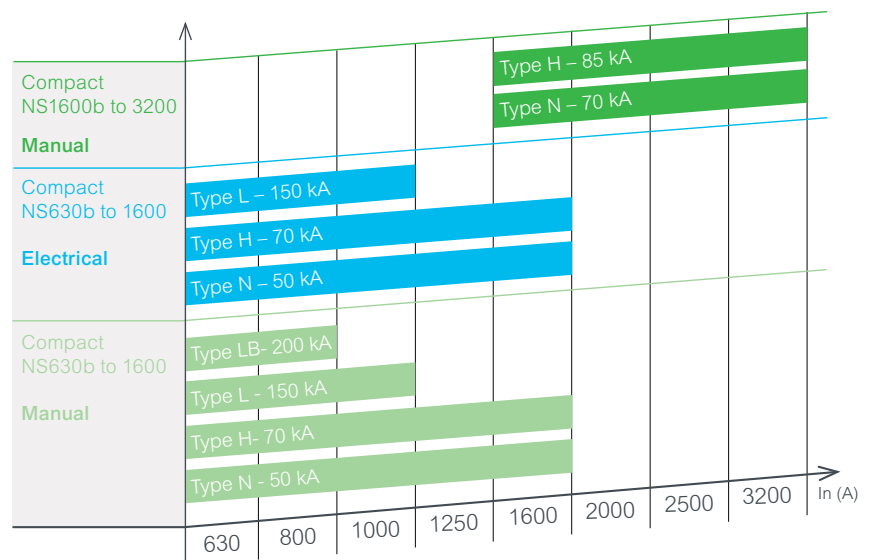
The Compact NS range covers all ratings from 630 to 3200 A

Compact NS630b to 1600

- Compact NS from 630 to 1600 A, fixed or withdrawable, front or rear connection, manual operating mechanism or motor mechanism. A 200 kA breaking performance completes the Compact NS range

Compact NS1600b to 3200

- Compact NS from 1600 to 3200 A, fixed, front connection, with manual operating mechanism



ComPact NS

Contribute to a Better World. Enhance Sustainability with ComPacT Range

Achieve Green Building Certification with Green Premium Ecolabel

In compliance with ISO 14025 PEP ecopassport program, we publish a comprehensive Life Cycle Analysis of our product, providing the environmental data you need to achieve Green Building certifications.

For example, ComPacT NS contribute to 3 LEED™ points in the Building Product Disclosure and Optimization section:

- Environmental Product Declaration
- Material Ingredients



ComPacT range is now enriched with the new ComPacT NS, designed according to the EcoDesign Way™ by Schneider. It now features new space saving frame size for reduced resource consumption, and more.



For details on non-standard references, technical parameters, stockable and non-stockable status, please contact Customer Care Centre.

NORMAL STOCK ITEMS

W.E.F. January 30th, 2023

Micrologic Control Units - Salient Features

Circuit breakers and switch-disconnectors from 800 to 3200A

- Category B MCCBs
- Ethernet based monitoring, control, alarm notification for energy, asset and network management
- Built-in energy metering with combined accuracy class of 2% for improved energy efficiency
- Total Discrimination
- With Micrologic Trip Units (Common for ACBs & MCCBs) - Unique Feature
- Available in both fixed & drawout versions, manually & electrically operated



Micrologic

With Micrologic 2.0

- LED overload alarm indicator
- Test Facility
- Adjustable neutral protection - N, N/2, OFF for 4 Pole MCCBs
- Adjustable overload (I_r) 0.4 to 1 x I_n
- Adjustable short circuit (Instantaneous) 1.5 to 10 x I_r



Micrologic A

Micrologic 6.0.A Manual & Electrical Fixed

- Features over and above Micrologic 2.0
- Earth fault protection 0.3 to 1 x I_n (for I_n < 400A) & 0.2 to 1 x I_n (for 400A < I_n > 1250A), 500A to 20A x I_n (for I_n >= 1250A), time setting I_{2t} ON/OFF 0.1 - 0.4s and time delay
- With ammeter display & bargraph (unique feature of Schneider MCCB)
- Internal fault (A_p), Individual fault indication by LED
- Zone Selective Interlocking
- Optional Communication



Micrologic E

Micrologic 6.0E (Embedded Energy Metering)

- Features over and above Micrologic 6.0 A
- Current measurement: Ammeter, current demand,
- Voltages (ph-ph, ph-N & unbalance), Power (P,Q,S), power factor, power demand, Energy (E_p, E_q, E_s)



Micrologic P

Micrologic 6.0P

- Micrologic P control units include all the functions offered by Micrologic E
- Measure voltages and calculate power and energy values
- New protection functions based on currents, voltages, frequency
- Power reinforce load protection in real time.

EasyPact EZC

Safe, Reliable and Easy



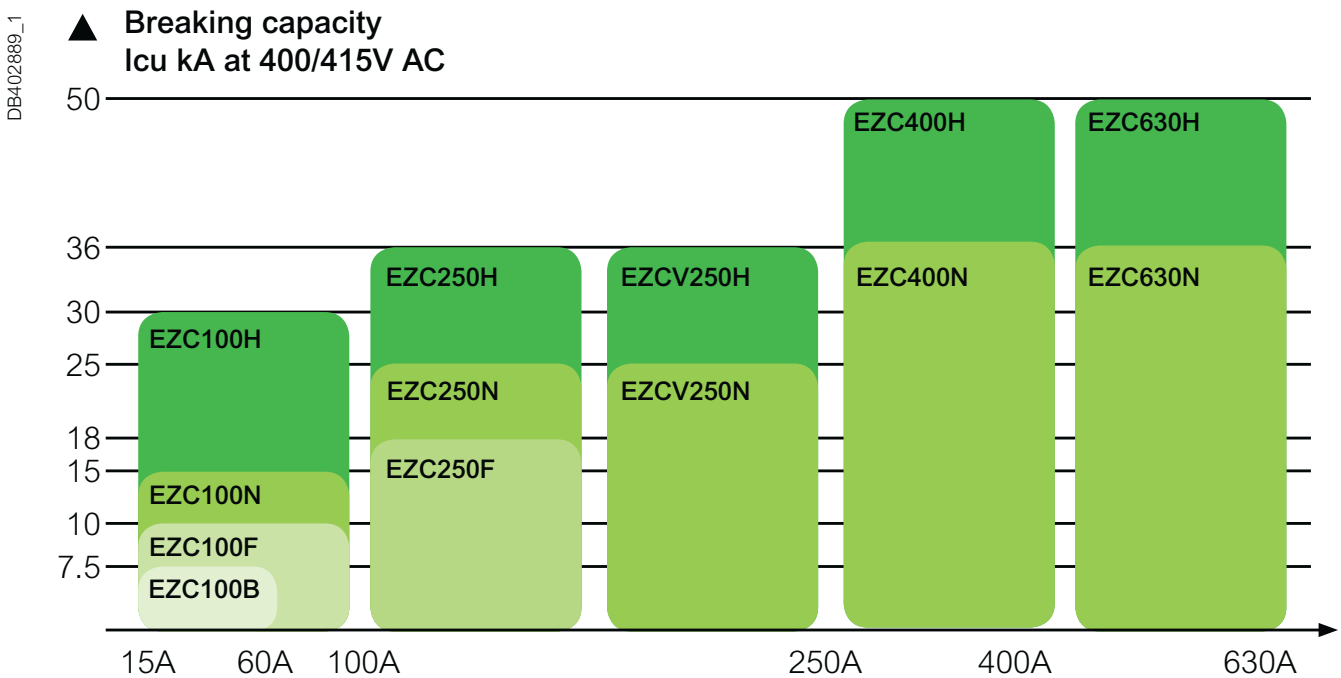
With just three sizes of circuit breakers, Schneider Electric's **EasyPact EZC** system is the simple, universal solution, particularly

adapted to Buildings and OEM segments

- Suitability for Isolation ensures safety
- Compliance to RoHS (Restriction of Hazardous Substances) for environment safety

Range Details:

- Global MCCB offer from 15A to 600A
- Breaking capacity upto 50kA @ 415 V AC
- 1P, 2P, 3P and 4P versions available
- EZC AC version is suitable for DC applications upto 250V DC (15A to 250A breaking capacity up to 30kA)



For details on non-standard references, technical parameters, stockable and non-stockable status, please contact Customer Care Centre.

☑ NORMAL STOCK ITEMS

W.E.F. January 30th, 2023

EZC Fixed Thermal Magnetic Trip Unit (TMD)

- Conforms to IEC60947-2
- Suitable for isolation

BREAKING CAPACITY ICU AS PER IEC 60947-2	Rated Current	Three Pole Reference	Unit MRP [₹]
"10 kA @ 415V AC 5kA @ 250V DC (2pole in series)"	16A	EZC100F3016	3610
	20A	EZC100F3020	
	25A	EZC100F3025	
	32A	EZC100F3032	
	40A	EZC100F3040	
	50A	EZC100F3050	
	63A	EZC100F3063	
	80A	EZC100F3080	
"18 kA @ 415V AC 5kA @ 250V DC (2pole in series)"	100A	EZC100F3100	9290
	125A	EZC250F3125	9350
	150A	EZC250F3150	10600
	160A	EZC250F3160	13020
	175A	EZC250F3175	
	200A	EZC250F3200	
Breaking Capacity Icu as per IEC 60947-2	Rated Current	Three Pole Reference	Unit MRP [₹]
"18 kA @ 415V AC 5kA @ 250V DC (2pole in series)"	250A	EZC250F3250	15230
Breaking Capacity Icu as per IEC 60947-2	Rated Current	Single Pole	Unit MRP [₹]
"18 kA @ 240V AC 5kA @ 125V DC "	16A	EZC100N1016	4830
	20A	EZC100N1020	2930
	25A	EZC100N1025	3340
	32A	EZC100N1032	
	40A	EZC100N1040	2930
	50A	EZC100N1050	3340
	63A	EZC100N1063	
	80A	EZC100N1080	2930
100A	EZC100N1100		
Breaking Capacity Icu as per IEC 60947-2	Rated Current	Two Pole Reference	Unit MRP [₹]
"50 kA @ 240V AC 10kA @ 250V DC (2pole in series)"	16A	EZC100H2016	4770
	20A	EZC100H2020	
	25A	EZC100H2025	
	32A	EZC100H2032	
	40A	EZC100H2040	
	50A	EZC100H2050	
	63A	EZC100H2063	
	80A	EZC100H2080	
100A	EZC100H2100	9820	
"85 kA @ 240V AC 30kA @ 250V DC (2pole in series)"	125A	EZC250H2125	11570
	150A	EZC250H2150	13210
	160A	EZC250H2160	13930
	175A	EZC250H2175	
	200A	EZC250H2200	
Breaking Capacity Icu as per IEC 60947-2	Rated Current	Three Pole Reference	Unit MRP [₹]
"85 kA @ 240V AC 30kA @ 250V DC (2pole in series)"	250A	EZC250H2250	14330

Note:

- Contact customer care for 1P(up to 100A) and 2P (up to 250A) requirements.

For details on non-standard references, technical parameters, stockable and non-stockable status, please contact Customer Care Centre.

NORMAL STOCK ITEMS

W.E.F. January 30th, 2023

Breaking Capacity Icu as per IEC 60947-2	Rated Current	Three Pole Reference	Unit MRP [₹]	Four Pole Reference	Unit MRP [₹]
"30 kA @ 415V AC 10kA @ 250V DC (2pole in series)"	15A	EZC100H3015	6520	-	9040
	20A	EZC100H3020		EZC100H4020	
	25A	EZC100H3025		EZC100H4025	
	32A	EZC100H3032		EZC100H4032	
	40A	EZC100H3040		EZC100H4040	
	50A	EZC100H3050		EZC100H4050	
	63A	EZC100H3063		EZC100H4063	
	80A	EZC100H3080		EZC100H4080	
	100A	EZC100H3100		EZC100H4100	
	"25 kA @ 415V AC 20kA @ 250V DC (2pole in series)"	125A		EZC250N3125	
160A		EZC250N3160	11530	EZC250N4160	15440
200A		EZC250N3200	13690	EZC250N4200	17260
Breaking Capacity Icu as per IEC 60947-2	Rated Current	Three Pole Reference	Unit MRP [₹]	Four Pole Reference	Unit MRP [₹]
"25 kA @ 415V AC 20kA @ 250V DC (2pole in series)"	250A	EZC250N3250	15640	EZC250N4250	20230
Breaking Capacity Icu as per IEC 60947-2	Rated Current	Three Pole Reference	Unit MRP [₹]	Four Pole Reference	Unit MRP [₹]
"36 kA @ 415V AC 30kA @ 250V DC (2pole in series)"	125A	EZC250H3125	9700	EZC250H4125	13070
	160A	EZC250H3160	12700	EZC250H4160	15980
	200A	EZC250H3200	15770	EZC250H4200	21310
Breaking Capacity Icu as per IEC 60947-2	Rated Current	Three Pole Reference	Unit MRP [₹]	Four Pole Reference	Unit MRP [₹]
"36 kA @ 415V AC 30kA @ 250V DC (2pole in series)"	250A	EZC250H3250	17640	EZC250H4250	23820
	320A	EZC400H3320N	26630	EZC400H4320N	30720
	400A	EZC400H3400N	27480	EZC400H4400N	36780
	500A	EZC630H3500N	36460	EZC630H4500N	47380
	600A	EZC630H3600N	37990	EZC630H4600N	49520
"50 kA @ 415V AC"					

Note:

- Contact customer care for 1P(up to 100A) and 2P (up to 250A) requirements

Description	EZC100 Reference	Unit MRP [₹]	EZC250 Reference	Unit MRP [₹]
Auxiliary Contacts (changeover) Multifunction				
Auxiliary Switch 1 C/O	EZAUX10 <input checked="" type="checkbox"/>	1150	EZEAX <input checked="" type="checkbox"/>	1400
Alarm Switch 1 C/O	EZAUX01		EZEAL <input checked="" type="checkbox"/>	
Alarm - Auxiliary Switch	EZAUX11 <input checked="" type="checkbox"/>	1710	EZEAXAL	2030
Spreaders				
Spreaders *(Set Of 3) 3P	EZASPDR3P <input checked="" type="checkbox"/>	460	EZESPDR3P <input checked="" type="checkbox"/>	700
Spreaders *(Set Of 4) 4P	EZASPDR4P <input checked="" type="checkbox"/>	970	EZESPDR4P	890
Phase Barriers				
	EZAFASB2	290	EZEFASB2	410
Rotary Handle				
Direct Rotary handle	EZAROTDS <input checked="" type="checkbox"/>	1630	EZEROTDS	2030
Extended Rotary handle	EZAROTE	2400	EZEROTE	2400
Shunt Release				
AC				
100-130 V	EZASHT100AC	2470	EZESHT100AC	2450
200-277 V	EZASHT200AC <input checked="" type="checkbox"/>		EZESHT200AC <input checked="" type="checkbox"/>	
380-480 V	EZASHT380AC	2810	-	2470
DC				
24 V	EZASHT024DC	2710	EZESHT024DC	2800

Description	EZC 400/600 Reference	Unit MRP [₹]
Auxiliary Contacts		
OF or SD or SDE	29450	1090
Spreaders		
Spreaders (Set of 3) 3P	32492	1650
Spreaders (Set of 4) 4P	32493	2100
Phase Barriers (Set of 6)		
	LV432570	990
Rotary Handle		
Direct Rotary handle	LV432597	2300
Extended Rotary handle	LV432598	3730
Shunt Release		
AC 220-240 V 50/60 Hz	LV429387	3170

For details on non-standard references, technical parameters, stockable and non-stockable status, please contact Customer Care Centre.

NORMAL STOCK ITEMS

W.E.F. January 30th, 2023

Earth Leakage Protection is obtained by:

- Installing a Micrologic 7.0.A control unit (ComPact NS800 - 3200A/ MasterPact NT/NW ACB)
- Using Vigirex Relays and separate Toroids or Rectangular Sensors

Vigirex Relays



Vigirex Relays along with Vigirex Sensors, may be used to add external Earth Leakage Protection to Circuit Breakers

- Sensitivity Adjustments from 30mA to 30A and time delay settings from (0-4.5 seconds)
- Closed Toroid up to 630A (30 to 300mm in diameter), Split Toroid up to 250A (46 to 110mm in diameter) or
- Rectangular sensor up to 3200A
- 400Hz Distribution System

Note: For further details, please contact our nearest Sales Office.

Type	Control Voltage	Din rail mount Reference	Unit MRP [₹]	Front panel mount Reference	Unit MRP [₹]
RH10 with local manual fault reset	220/240VAC	56130	15980	56230	17550
Sensitivity=0.03A	380/415VAC	56140		56240	24820
RH99 with local manual fault reset	220/240VAC	56173	24140	56273	26130
Sensitivity = 0.03- 30A & time delay= 0-4.5s	380/415VAC	56174	26620	56274	27440
RH197P with local manual or automatic fault reset	220/240VAC		-	56507*	29540
Sensitivity = 0.03- 30A & time delay= 0-4.5s	380/415VAC		-	56508*	67680
RH197P with local manual or automatic fault reset	220/240VAC		-	56512**	65110
Sensitivity = 0.03- 30A & time delay= 0-4.5s	380/415VAC		-	56513**	31320

* alarm at 50% of fault threshold

** alarm at 100% of fault threshold

Vigirex Sensors



Type	Ie(A) Rated Operational Current	Inside Diameter (mm)	Reference	Unit MRP [₹]
TA30	65	30	50437	10190
PA50	85	50	50438	14200
IA80	160	80	50439	16900
MA120	250	120	50440	20330
SA200	400	200	50441	31580
GA300	630	300	50442	65810

Note: For vigirex relay with monitoring and communication facility, contact nearest sales office.

For details on non-standard references, technical parameters, stockable and non-stockable status, please contact Customer Care Centre.



For Low Voltage Circuit Control and Isolation - Incomers for Distribution Boards

- Conforms to IEC 60947-3/IS 13947 - 3
- Rated operational voltages 500V/690V
- Range 40A to 2500A
- Rated operational current @ AC 23A
- No deration upto 60° C
- Positive contact indication
- Common accessories with ComPact NSX/single auxillary contact
- Making capacity enhanced with ComPact NSX upstream

Pole Description	Rated Operational Current	Reference	Unit MRP ₹
Interpact Range of Switch Disconnectors			
3-Pole	40 A AC-23A	28900	6680
	63 A AC-23A	28902	8070
	100 A AC-23A	28908	9520
	125 A AC-23A	28910	10380
	160 A AC-23A	28912	11550
	200 A AC-23A	31102	20090
	250 A AC-23A	31106	21210
	320 A AC-23A	31108	34550
	400 A AC-23A	31110	38920
630 A AC-23A	31114	40050	
4-Pole	40 A AC-23A	28901	7460
	63 A AC-23A	28903	8830
	100 A AC-23A	28909	10380
	125 A AC-23A	28911	11570
	160 A AC-23A	28913	12770
	200 A AC-23A	31103	22430
	250 A AC-23A	31107	23550
	320 A AC-23A	31109	40020
	400 A AC-23A	31111	41330
630 A AC-23A	31115	46320	

Interpact Changeover Systems (Complete Assembly)			
3-Pole	100 A AC-23A	31140	64020
	160 A AC-23A	31144	69680
	200 A AC-23A	31142	76630
	250 A AC-23A	31146	78760
	320 A AC-23A	31148	130240
	400 A AC-23A	31150	139050
	630 A AC-23A	31154	141460
4-Pole	100 A AC-23A	31141	73020
	160 A AC-23A	31145	79850
	200 A AC-23A	31143	90430
	250 A AC-23A	31147	93570
	320 A AC-23A	31149	142050
	400 A AC-23A	31151	146660
630 A AC-23A	31155	167900	

Description	Reference	Unit MRP ₹
Accessories		
Optional front extended rotary handle INS 250 - black handle (Switch Disconnector)	LV431050	5940
Optional front extended rotary handle INS 320..630 - black handle (Switch Disconnector)	31052	8390
Optional front extended rotary handle INS 40..160 - black handle (Switch Disconnector)	LV428941	3020
6 phase separators - INS100..160	28959	1330
6 phase separators - INS250	29329	1450
6 phase separators - INS400..630	LV432570	990

For details on non-standard references, technical parameters, stockable and non-stockable status, please contact Customer Care Centre.

NORMAL STOCK ITEMS

W.E.F. January 30th, 2023



Fuse solutions from the world leader in electrical distribution

- The most complete fuse device offer in single and double break - switch disconnector fuses, fuse switch disconnectors and disconnector fuses
- Double break and Single break offer.
- Short-circuit and overload protection
- Isolation
- On-load switching of circuits

Range Details: NX range Switch Disconnecter Fuse

- 32A to 630A TP, TPN & FP version suitable for DIN/BS fuses.
- 4 break and 8 arcing zones
- IP20 Fuse protection cover is standard.

Range Details: ISFT range Fuse Switch Disconnecter

- 100A to 630A TP, version suitable for DIN fuses.
- Single breaking and direct connection to busbars
- isolation with positive contact indication when the fuse-carrier assembly is in the open position (OFF).

Range Details: ISFL range Vertical Fuse Switch Disconnecter

- 160A to 1250A TP, version suitable for DIN fuses.
- Single breaking and direct connection to busbars
- Two versions i.e Single pole or Three pole operation

- Complete Range from 32 to 630A in TP, TP+N & FP version suitable for DIN/BS fuses.
- 4 breaks and 8 arcing points
- IP20 Fuse Protection Cover is standard
- Higher Mechanical and Electrical life.

Without Enclosure

Rated Operational Current	Poles Description	DIN Type Reference	Unit MRP [₹]
32 A	3P + N	NX032TPNDI <input checked="" type="checkbox"/>	3450
63 A	3P + N	NX063TPNDI <input checked="" type="checkbox"/>	4580
80 A	3P + N	NX080TPNDI	8640
100 A	3P	NX100TPXDI	9620
	3P + N	NX100TPNDI <input checked="" type="checkbox"/>	9900
125 A	3P	NX125TPXDI <input checked="" type="checkbox"/>	11230
	3P + N	NX125TPNDI <input checked="" type="checkbox"/>	12150
160 A	3P + N	NX160TPNDI <input checked="" type="checkbox"/>	13250
200A	3P + N	NX200TPNDI <input checked="" type="checkbox"/>	17010
250 A	3P	NX250TPXDI	20050
	3P + N	NX250TPNDI <input checked="" type="checkbox"/>	20460
	4P	NX250FPXDI	24510
315 A	3P + N	NX315TPNDI <input checked="" type="checkbox"/>	25330
400 A	3P + N	NX400TPNDI <input checked="" type="checkbox"/>	34660
630 A	3P	NX630TPXDI	49740
	3P + N	NX630TPNDI <input checked="" type="checkbox"/>	50420

Accessories/Spares

Description	Reference	Unit MRP [₹]
NX032/NX063/NX080		
Auxiliary contact for FuPact	NXAA11 <input checked="" type="checkbox"/>	920
Handle operating mechanism (HOM) NX032...NX080	NXR1	670
NX100/NX125/NX160		
Auxiliary contact for FuPact	NXBA11 <input checked="" type="checkbox"/>	860
Fuse holder DIN for BS type NX100...NX160	NXHB21	330
Handle operating mechanism NX100...NX160	NXR2 <input checked="" type="checkbox"/>	1260
NX200		
Auxiliary contact for FuPact	NXBA11 <input checked="" type="checkbox"/>	860
Fuse holder for BS type NX200	NXHB22	340
Fuse holder for DIN NX200	NXHD22	390
Handle operating mechanism NX200	NXR2 <input checked="" type="checkbox"/>	1260
NX250/315/400		
Auxiliary contact for FuPact	NXBA11 <input checked="" type="checkbox"/>	860
Handle operating mechanism for NX250...NX400	NXR3	1300
NX630		
Auxiliary contact for FuPact	NXBA11 <input checked="" type="checkbox"/>	860

Note: For other versions please contact our nearest Sales Office.

For details on non-standard references, technical parameters, stockable and non-stockable status, please contact Customer Care Centre.

NORMAL STOCK ITEMS

W.E.F. January 30th, 2023

Future of Power Distribution

MasterPact MTZ

LV Circuit Breakers & Switch Disconnectors
from 630A to 6300A



NOW, YOU'RE READY...

Built on the legendary performance and reliability of the MasterPact range.

MasterPact MTZ circuit breakers prepare you for the future of power distribution with smart connectivity, remote monitoring, and easy customization via digital modules.

- Intuitive EcoStruxure Power Device App smartphone app for easy operation and maintenance
- Precise Class 1 power meter built in for energy-saving capabilities
- Easy customization with digital modules
- Intuitive MicroLogic™ X control unit
- Easy installation using established architectures
- Seamless integration with building and energy management systems with EcoStruxure architectures
- Designed and tested to applicable standards for ANSI, UL, and IEC
- Low migration cost from MasterPact NT/NW to MasterPact MTZ



With MasterPact MTZ breakers, enhanced performance and connectivity equip you for the future of power distribution.

- Available from 630A to 6300A
 - Breaking capacity upto 150kA
 - Fixed & Draw-Out version
-



MasterPact MTZ

A new digital user experience

With the MasterPact MTZ circuit breaker, every stage of the project - from designing and configuring to operating and maintaining - is streamlined using its digital capabilities.

DESIGN



EcoStruxure Power Design software
Single-line diagram design software that calculates and sizes your electrical installation.

EcoStruxure Power Build software
Quick configuration and quotation tool for switchboards.

CONFIGURE AND ORDER



Product Selector
Configure MasterPact MTZ to save time and ensure accuracy.

MySE
Order your MasterPact MTZ online

BUILD AND COMMISSION



EcoStruxure Power Commission software
Commission and upgrade easily with protection setting and factory-acceptance test.

Monitor with EcoStruxure Power software
Obtain data visualization and reporting for increased efficiency.

OPERATE AND MAINTAIN



EcoStruxure Power monitoring software
Power Monitoring Expert
Power SCADA Operation
Building Operation
Facility Advisor

Remote, continuous notifications

The Facility Expert maintenance logbook app.
Track facility data and receive alerts in case of power events and scheduled maintenance.

Operate with MicroLogic X control unit

Locally in the facility room
Status "at a glance"

GoDigital store
Purchase additional digital modules for even more visibility and efficiency over the MasterPact MTZ circuit breaker life cycle.



Operate with your smartphone

Locally in the facility room
Ecostruxure Power Device App



Overview of MicroLogic X Trip Unit

Measurement

Energy management is the challenge of present & future generations. To meet this requirement MicroLogic X incorporates all the measuring functions of a power meter including **Energy Class 1 accuracy** third-party certified.

Maintenance & Diagnostics

Optimal continuity of services as well as extended life of equipment is one of customers main concerns. For that purpose **MicroLogic X integrates new extended diagnosis** and assistance to maintenance.

Protection

Improvement of the reliability of MicroLogic X, dual settings and additional facilities **increase the performance and the flexibility** of low voltage systems of protection.



14 Optional 24/7 downloadable digital modules dedicated to upgrading MicroLogic X

- Undervoltage and overvoltage
- Underfrequency and overfrequency
- Reverse active power
- IDMTL overcurrent protection
- Directional overcurrent
- Ground-fault alarm
- Energy Reduction Maintenance Settings
- Energy per phase
- Individual harmonics analysis
- Power restoration assistant
- MasterPact operation assistant
- Waveform capture on trip event
- IEC 61850 for MasterPact MTZ
- Modbus legacy dataset

Communication

- It is now common practice to make available most of the information processed by a Protection Control Unit, locally for network operation and maintenance, as well as remotely for higher functions of control, monitoring, energy efficiency and assets management.
- To comply with this requirement, MicroLogic X control units **incorporate several channels of communication, including Ethernet, Modbus SL and wireless communication facilities**

The Benchmark for Power Circuit Breakers around the world

MasterPact NT/NW

LV power circuit breakers 630 to 6300 A



Network Protection



Supervision



ComPact

MasterPact NT and NW

The Benchmark For Power Circuit Breakers Around The World



Ethernet ready MasterPact NT and NW breakers, setting the standard for performance, safety, connectivity and built-in metering; all in optimized frame sizes

- Ethernet based monitoring, control, alarm notification for energy, asset and network management
- Built-in energy metering with combined accuracy class of 2% for improved energy efficiency
- MasterPact is suitable for heavy duty applications



Building Energy Industry Datacenter
& Infrastructure

- MasterPact is an answer to specific applications:
 - 1000V for mining applications
 - Direct current networks
 - Corrosion protection
 - Switch disconnectors and earthing switches

Range Details:

- 630A to 6300A
- Breaking Capacity upto 150kA
- Fixed, Draw out type
- Flexible terminal orientation enables horizontal or vertical alignment changes in the field*

*Not Applicable for 4000A and 6300A

Micrologic Trip System Overview of functions

Micrologic name codes

2.0 E
X Y Z

X: type of protection

- 2 for basic protection
- 5 for selective protection
- 6 for selective + earth-fault protection
- 7 for selective + earth-leakage protection.

Y: control-unit generation

Identification of the control-unit generation.
"0" signifies the first generation.

Z: type of measurement

- E for "Energy"
- P for "power meter"
- H for "harmonic meter".

P: E + power meter + programmable protection

- measurements of V, A, W, VAR, VA, Wh, VARh, VAh, Hz, Vpeak, Apeak, power factor and maximeters and minimeters
- IDMTL long-time protection, minimum and maximum voltage and frequency, voltage and current imbalance, phase sequence, reverse power
- load shedding and reconnection depending on power or current
- measurements of interrupted currents, differentiated fault indications,
- maintenance indications, event histories and time-stamping, etc.

Measurements and programmable protection

- I_1, I_2, I_3, I_N , earth-fault, earth-leakage and maximeter for these measurements
- fault indications
- settings in amperes and in seconds.
- calculates the current demand value
- "Quickview" function for the automatic cyclical display of the most useful values (as standard or by selection).



H: P + harmonics

- power quality: fundamentals, distortion, amplitude and phase of harmonics up to the 31st order
- waveform capture after fault, alarm or on request
- enhanced alarm programming: thresholds and actions.

Solar PVDC ACB Offer

MasterPact NW HADCD - PV switch disconnectors



- 2000A and 4000A @ 1000V DC
- Short Circuit Withstand Capacity upto 85kA 1sec
- Fixed and Draw out type
- High Mechanical and Electrical life

ATS Kit

Suitable for MasterPact NT/ NW ACB

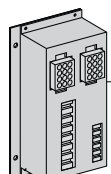
This Kit comprises of :

- Adaptation fixture & set of two cables for mechanical interlocking
- IVE unit for Electrical Interlocking
- ACP control Plate
- UA/BA controller

*Note: For ATS with MasterPact NT/NW ACB, order 2 nos. of ACB's with ready to close PF contact + 1 no. ATS Kit



ACP Unit



IVE Unit



Controller



Mechanical interlocking using cable

Description	Reference	Unit MRP [₹]
ATS Kit for MasterPact NT EDO type with BA 415VAC controller	INA_NTDOB4	206650
ATS Kit for MasterPact NT EDO type with UA 415VAC controller	INA_NTDOU4	237070
ATS Kit for MasterPact NW EDO type with BA 415VAC controller	INA_NWDOB4 <input checked="" type="checkbox"/>	224960
ATS Kit for MasterPact NW EDO type with UA 415VAC controller	INA_NWDOU4 <input checked="" type="checkbox"/>	285830

For details on non-standard references, technical parameters, stockable and non-stockable status, please contact Customer Care Centre.

NORMAL STOCK ITEMS

W.E.F. January 30th, 2023

The easy choice for reliable performance

EasyPact MVS

LV power circuit breakers and switch
disconnectors from 800 to 4000 A



EasyPact MVS

The easy choice for reliable performance



- Thermal memory ensures safe tripping in case of consecutive faults
- In-built ZSI feature facilitates intelligent discrimination and enhances installation life
- Mechanical ready to close features checks all safety parameters before closing for enhanced safety
- Trip unit with built in current & voltage metering for easy access to important electrical parameters
- Best in class break time of 25ms creates lower stress on installation
- Pollution degree 4 allows the breaker to operate in harsh environments
- LED bargraph ensures easy access to % phase wise loading information
- Ap protection feature standard in all trip units

Range Details:

- Single frame for 800A to 4000A
- Fixed, Draw out type
- Entire Range $I_{cu}=I_{cs}=I_{cw}=50kA / 65kA$ for 1sec @440V
- Suitability for applications up to 690 V
- Flexible terminal orientation enables horizontal or vertical alignment changes in the field (except for 4000A)

ET/ETA/ETV Trip System

A step towards intelligent Electrical Distribution Network



	ET TRIP UNIT	ETA Trip Unit	ETV TRIP UNIT
Features	Current Metering		●
	Energy Metering NEW		●
	ZSI	●	●
	% Loading Bar Graph for each phase	●	●
	Thermal Memory	●	●
	Last 10 Trip History		
Protection	2 (L, I)	2L	2A
		6G	6A

EasyPact ACB Communication Module



Connect



Control




Manage

Make Communication architecture affordable and Easy to maintain

- Connect, Control & Manage three ACBs from one communication module having RS485 port with Modbus RTU protocol.
 - a. Connect breaker ON/OFF status (OF) Breaker trip status (SDE), ready to close status (PF)
 - b. Control remote open/close of air circuit breakers.
 - c. Manage one analog input (4-20mA)



EasyPact MVS communication module connect and control ACB on Modbus Communication architecture.



Material Description

EasyPact MVS Communication module EasyCom

Reference

MVS21430

Unit MRP [₹]

16250

For details on non-standard references, technical parameters, stockable and non-stockable status, please contact Customer Care Centre.

NORMAL STOCK ITEMS

W.E.F. January 30th, 2023

EasyPact MVS Draw-out ACB

Draw-out type Circuit breakers and Switch Disconnectors 800-4000A



- Conforms to IS/ IEC 60947-2 & 3
- Microprocessor based ET trip systems with thermal memory
- No derating up to 50°C
- Zone Selective Interlocking
- Fully rated neutral with inbuilt protection
- Pre trip alarm & individual fault indicating LEDs
- ET6L provides Overload, Short-circuit, Instantaneous & Earth-fault protections
- $I_{cu}=I_{cs}=I_{cw}(1\text{sec}) = 50\text{kA @ } 440\text{V AC}$

Draw-out Type circuit breaker with Microprocessor based ET6G Trip Unit (without display)

Rating In (A)	3P Draw-Out Manual Reference	Unit MRP [₹]	3P Draw-Out Electrical Reference	Unit MRP [₹]	4P Draw-Out Manual Reference	Unit MRP [₹]	4P Draw-Out Electrical Reference	Unit MRP [₹]
800	MVS08N3MW6L	256930	MVS08N3NW6L	331720	MVS08N4MW6L	322490	MVS08N4NW6L	397280
1000	MVS10N3MW6L	269920	MVS10N3NW6L	344710	MVS10N4MW6L	337860	MVS10N4NW6L	412650
1250	MVS12N3MW6L	300540	MVS12N3NW6L	375330	MVS12N4MW6L	374210	MVS12N4NW6L	449000
1600	MVS16N3MW6L	341580	MVS16N3NW6L	416370	MVS16N4MW6L	416780	MVS16N4NW6L	491570
2000	MVS20N3MW6L	458920	MVS20N3NW6L	533710	MVS20N4MW6L	563600	MVS20N4NW6L	638390
2500	MVS25N3MW6L	567350	MVS25N3NW6L	642140	MVS25N4MW6L	689440	MVS25N4NW6L	764230
3200	MVS32N3MW6L	685950	MVS32N3NW6L	760740	MVS32N4MW6L	841080	MVS32N4NW6L	915870
4000	MVS40N3MW6L	838950	MVS40N3NW6L	913740	MVS40N4MW6L	1077750	MVS40N4NW6L	1152540

EasyPact MVS Draw out ACB

ACB variants	LP changes for product Configuration w.r.t. ACB having ET6G trip unit.		How to arrive at new reference number*
Switch Disconnector version (without trip unit)	Reduce	₹19300	Example : ACB reference with ET6G trip unit - MVS08N3MW6L. For switch disconnector reference replace 6L by 0D i.e MVS08N3MW0D
ACB with ET6A trip unit (LCD display with Current Metering)	Add	₹9200	Example : ACB reference with ET6G trip unit - MVS08N3MW6L. For ACB reference with ET6A trip unit replace 6L by 6A i.e MVS08N3MW6A
ACB with ET6V trip unit (LCD display with Current Metering & Voltage Metering and Last 10 Trip History)	Add	₹21200	Example : ACB reference with ET6G trip unit - MVS08N3MW6L. For ACB reference with ET6V trip unit replace 6L by 6V i.e MVS08N3MW6V

*- Same Philosophy for 3 Pole/ 4 Pole and Manual/ Electrical References

Note:

All draw-out type circuit breakers will be supplied with:

- Top and Bottom horizontal terminations.
- 1 No. Electrical fault indication Contact (SDE).
- No. Auxiliary contact block (OF) with 4 C/O contacts.
- Safety shutters on Chassis & door sealing frame- Escutcheon (CDP).

- All electrical operated breakers are supplied with motor mechanism (MCH), closing coil (XF) & shunt release (MX)
- External Neutral CT required for highly un-balanced TP-N system has to be ordered at extra price.
- Any other accessories are optional at extra price.
- The product label on all electrical operated breakers may have different reference number than above printed however both references will have same functionalities. For example
 - MVS08N3NW6L can be represented as MVS08N3EW6L
 - MVS08N3NF6L can be represented as MVS08N3EF6L

For details on non-standard references, technical parameters, stockable and non-stockable status, please contact Customer Care Centre.

NORMAL STOCK ITEMS

W.E.F. January 30th, 2023

EasyPact MVS Draw-out ACB

Draw-out type Circuit breakers and Switch Disconnectors 800-4000A



- Conforms to IS/ IEC 60947-2 & 3
- Microprocessor based ET trip systems with thermal memory
- No derating up to 50°C
- Fully rated neutral with inbuilt protection
- Pre trip alarm & individual fault indicating LEDs
- ET2L provides Overload & Short-circuit protections
- $I_{cu}=I_{cs}=I_{cw}(1\text{sec}) = 50\text{kA} @ 440\text{V AC}$

Draw-out Type circuit breaker with Microprocessor based ET2L Trip Unit (without display)

Rating In (A)	3P Draw-Out Manual Reference	Unit MRP [₹]	3P Draw-Out Electrical Reference	Unit MRP [₹]	4P Draw-Out Manual Reference	Unit MRP [₹]	4P Draw-Out Electrical Reference	Unit MRP [₹]
800	MVS08N3MW2L	249530	MVS08N3NW2L	324320	MVS08N4MW2L	315090	MVS08N4NW2L	389880
1000	MVS10N3MW2L	262520	MVS10N3NW2L	337310	MVS10N4MW2L	330460	MVS10N4NW2L	405250
1250	MVS12N3MW2L	293140	MVS12N3NW2L	367930	MVS12N4MW2L	366810	MVS12N4NW2L	441600
1600	MVS16N3MW2L	334180	MVS16N3NW2L	408970	MVS16N4MW2L	409380	MVS16N4NW2L	484170
2000	MVS20N3MW2L	451520	MVS20N3NW2L	526310	MVS20N4MW2L	556200	MVS20N4NW2L	630990
2500	MVS25N3MW2L	559950	MVS25N3NW2L	634740	MVS25N4MW2L	682040	MVS25N4NW2L	756830
3200	MVS32N3MW2L	678550	MVS32N3NW2L	753340	MVS32N4MW2L	833680	MVS32N4NW2L	908470
4000	MVS40N3MW2L	831550	MVS40N3NW2L	906340	MVS40N4MW2L	1070350	MVS40N4NW2L	1145140

EasyPact MVS Draw out ACB

ACB variants	LP changes for product Configuration w.r.t. ACB having ET2L trip unit.		How to arrive at new reference number*
ACB with ET2A trip unit (LCD display with Current Metering)	Add	₹4600	Example : ACB reference with ET2L trip unit - MVS08N3MW2L. For ACB reference with ET2A trip unit replace 2L by 2A i.e MVS08N3MW2A
ACB with ET2V trip unit (LCD display with Current Metering & Voltage Metering and Last 10 Trip History)	Add	₹13800	Example : ACB reference with ET2L trip unit - MVS08N3MW2L. For ACB reference with ET2V trip unit replace 2L by 2V i.e MVS08N3MW2V

AC* Same Philosophy for 3 Pole/ 4 Pole and Manual/ Electrical References

Note:

All draw-out type circuit breakers will be supplied with:

- Top and Bottom horizontal terminations.
- 1 No. Electrical fault indication Contact (SDE).
- 1 No. Auxiliary contact block (OF) with 4 C/O contacts.
- Safety shutters on Chassis & door sealing frame- Escutcheon (CDP).

- All electrical operated breakers are supplied with motor mechanism (MCH), closing coil (XF) & shunt release (MX).
- External Neutral CT required for highly un-balanced TP-N system has to be ordered at extra price.
- Any other accessories are optional at extra price.
- The product label on all electrical operated breakers may have different reference number than above printed however both references will have same functionalities. For example
 - MVS08N3NW6L can be represented as MVS08N3EW6L
 - MVS08N3NF6L can be represented as MVS08N3EF6L

For details on non-standard references, technical parameters, stockable and non-stockable status, please contact Customer Care Centre.

NORMAL STOCK ITEMS

W.E.F. January 30th, 2023

EasyPact MVS Fixed ACB

Fixed type Circuit breakers & Switch Disconnectors 800-4000A



- Conforms to IS/ IEC 60947-2 & 3
- Microprocessor based ET trip systems with thermal memory
- No derating up to 50° C
- Zone Selective Interlocking
- Fully rated neutral with inbuilt protection
- Pre trip alarm & individual fault indicating LEDs
- Icu=Ics=Icw(1sec) =50kA @ 440V AC

Fixed Type circuit breaker with Microprocessor based ET6G Trip Unit (without display)

Rating in (A)	3P Fix Manual Reference	Unit MRP [₹]	3P Fix Electrical Reference	Unit MRP [₹]	4P Fix Manual Reference	Unit MRP [₹]	4P Fix Electrical Reference	Unit MRP [₹]
800	MVS08N3MF6L	191590	MVS08N3NF6L	266380	MVS08N4MF6L	243590	MVS08N4NF6L	318380
1000	MVS10N3MF6L	209730	MVS10N3NF6L	284520	MVS10N4MF6L	264560	MVS10N4NF6L	339350
1250	MVS12N3MF6L	241050	MVS12N3NF6L	315840	MVS12N4MF6L	301160	MVS12N4NF6L	375950
1600	MVS16N3MF6L	267570	MVS16N3NF6L	342360	MVS16N4MF6L	345870	MVS16N4NF6L	420660
2000	MVS20N3MF6L	345540	MVS20N3NF6L	420330	MVS20N4MF6L	451580	MVS20N4NF6L	526370
2500	MVS25N3MF6L	421260	MVS25N3NF6L	496050	MVS25N4MF6L	532210	MVS25N4NF6L	607000
3200	MVS32N3MF6L	603010	MVS32N3NF6L	677800	MVS32N4MF6L	744010	MVS32N4NF6L	818800
4000	MVS40N3MF6L	742590	MVS40N3NF6L	817380	MVS40N4MF6L	930980	MVS40N4NF6L	1005770

EasyPact MVS Fix ACB

ACB variants	LP changes for product Configuration w.r.t. ACB having ET6G trip unit.		How to arrive at new reference number*
Switch Disconnector version (without trip unit)	Reduce	₹19300	Example : ACB reference with ET6G trip unit - MVS08N3MF6L. For switch disconnector reference replace 6L by 0D i.e MVS08N3MF0D
ACB with ET6A trip unit (LCD display with Current Metering)	Add	₹9200	Example : ACB reference with ET6G trip unit - MVS08N3MF6L. For ACB reference with ET6A trip unit replace 6L by 6A i.e MVS08N3MF6A
ACB with ET6V trip unit (LCD display with Current Metering & Voltage Metering and Last 10 Trip History)	Add	₹21200	Example : ACB reference with ET6G trip unit - MVS08N3MF6L. For ACB reference with ET6V trip unit replace 6L by 6V i.e MVS08N3MF6V

* Same Philosophy for 3 Pole/ 4 Pole and Manual/ Electrical References

Note:

All Fix type circuit breakers will be supplied with:

- horizontal / vertical terminal
 - 1 No. Electrical fault indication Contact (SDE).
 - 1 No. Auxiliary contact block (OF) with 4 C/O contacts.
 - door sealing frame- Escutcheon (CDP).
- All switch disconnectors are without protection
 - All electrical operated breakers are supplied with motor mechanism (MCH), closing coil (XF) & shunt release (MX).
 - External Neutral CT required for highly un-balanced TP-N system has to be ordered at extra price.
 - Any other accessories are optional at extra price.
 - The product label on all electrical operated breakers may have different reference number than above printed however both references will have same functionalities. For example
 - MVS08N3NW6L can be represented as MVS08N3EW6L
 - MVS08N3NF6L can be represented as MVS08N3EF6L

For details on non-standard references, technical parameters, stockable and non-stockable status, please contact Customer Care Centre.

NORMAL STOCK ITEMS

W.E.F. January 30th, 2023

- Conforms to IS/ IEC 60947-2 & 3
- Microprocessor based ET trip systems with thermal memory
- No derating up to 50° C
- Fully rated neutral with inbuilt protection
- Pre trip alarm & individual fault indicating LEDs
- Icu=Ics=Icw(1sec) =50kA @ 440V AC

Fixed Type circuit breaker with Microprocessor based ET2L Trip Unit (without display)

Rating in (A)	3P Fix Manual Reference	Unit MRP [₹]	3P Fix Electrical Reference	Unit MRP [₹]	4P Fix Manual Reference	Unit MRP [₹]	4P Fix Electrical Reference	Unit MRP [₹]
800	MVS08N3MF2L	184190	MVS08N3NF2L	258980	MVS08N4MF2L	236190	MVS08N4NF2L	310980
1000	MVS10N3MF2L	202330	MVS10N3NF2L	277120	MVS10N4MF2L	257160	MVS10N4NF2L	331950
1250	MVS12N3MF2L	233650	MVS12N3NF2L	308440	MVS12N4MF2L	293760	MVS12N4NF2L	368550
1600	MVS16N3MF2L	260170	MVS16N3NF2L	334960	MVS16N4MF2L	338470	MVS16N4NF2L	413260
2000	MVS20N3MF2L	338140	MVS20N3NF2L	412930	MVS20N4MF2L	444180	MVS20N4NF2L	518970
2500	MVS25N3MF2L	413860	MVS25N3NF2L	488650	MVS25N4MF2L	524810	MVS25N4NF2L	599600
3200	MVS32N3MF2L	595610	MVS32N3NF2L	670400	MVS32N4MF2L	736610	MVS32N4NF2L	811400
4000	MVS40N3MF2L	735190	MVS40N3NF2L	809980	MVS40N4MF2L	923580	MVS40N4NF2L	998370

EasyPact MVS Fix ACB

ACB variants	LP changes for product configuration w.r.t. ACB having ET2L trip unit	How to arrive at new reference number
ACB with ET2A trip unit (LCD display with Current Metering)	Add	₹4600
ACB with ET2V trip unit (LCD display with Current Metering & Voltage Metering and Last 10 Trip History)	Add	₹13800

* Same Philosophy for 3 Pole/ 4 Pole and Manual/ Electrical References

Note:

All Fix type circuit breakers will be supplied with:

- horizontal / vertical terminal
- 1 No. Electrical fault indication Contact (SDE).
- 1 No. Auxiliary contact block (OF) with 4 C/O contacts.
- door sealing frame- Escutcheon (CDP).

- All switch disconnectors are without protection
- All electrical operated breakers are supplied with motor mechanism (MCH), closing coil (XF) & shunt release (MX).
- External Neutral CT required for highly un-balanced TP-N system has to be ordered at extra price.
- Any other accessories are optional at extra price.
- The product label on all electrical operated breakers may have different reference number than above printed however both references will have same functionalities. For example
 - MVS08N3NW6L can be represented as MVS08N3EW6L
 - MVS08N3NF6L can be represented as MVS08N3EF6L

For details on non-standard references, technical parameters, stockable and non-stockable status, please contact Customer Care Centre.

NORMAL STOCK ITEMS

W.E.F. January 30th, 2023

Component	Specification	Reference	Unit MRP ₹
Gear Motor (MCH)			
AC 50/60 Hz	100/130 V	47893	57440
	200/240 V	47894 <input checked="" type="checkbox"/>	
	380/415 V	47896	
DC	24/30 V	47888	
	48/60 V	47889	
	100/125 V	47890	
	200/250 V	47891	
Closing Release (XF)			
AC 50/60 Hz DC	24/30 V DC	33659	8360
	48/60 V DC	33660	
	100/130 V AC/DC	MVS15511 <input checked="" type="checkbox"/>	
	200/250 V AC/DC	MVS15512 <input checked="" type="checkbox"/>	
	380/480 V AC	MVS15513	
Opening Release (MX)			
AC 50/60 Hz DC	24/30 V DC, 24 V AC	33659	8360
	48/60 V DC, 48 V AC	33660	
	100/130 V AC/DC	33661 <input checked="" type="checkbox"/>	8340
	200/250 V AC/DC	33662 <input checked="" type="checkbox"/>	
	380/480 V AC	33664 <input checked="" type="checkbox"/>	8360
Terminal Block			
For drawout circuit breaker		47849	310
Under Voltage Release (MN)			
AC 50/60 Hz DC	24/30 V DC, 24 V AC	33668	8360
	48/60 V DC, 48 V AC	33669	
	100/130 V AC/DC	33670 <input checked="" type="checkbox"/>	
	200/250 V AC/DC	33671 <input checked="" type="checkbox"/>	
	380/480 V AC	33673 <input checked="" type="checkbox"/>	
MN Delay Unit			
AC 50/60 Hz DC	48/60 V AC/DC	33680	12160
	100/130 V AC/DC	33681	
	200/250 V AC/DC	33682	
	380/480 V AC/DC	33683	
	100/130 V AC/DC	33684	11330
	200/250 V AC/DC	33685 <input checked="" type="checkbox"/>	
ON/OFF Indication Contacts (Additional OF contact)			
1 additional block of 4 contacts		47887	7370
Door Interlock (VPECD)/1 part			
On right hand side of chassis		47914 <input checked="" type="checkbox"/>	4010
Operation Counter			
Operation Counter CDM		48535	11400

For details on non-standard references, technical parameters, stockable and non-stockable status, please contact Customer Care Centre.

NORMAL STOCK ITEMS

W.E.F. January 30th, 2023

EasyPact SPS

Standard Protection System for your electrical distribution network



Schneider Electric Global specialist in the field of ACBs and MCCBs, introduces **EasyPact SPS** range of ACBs

- Single Frame size from 800-1600A
- ASIC Based Microprocessor trip unit with OL, SC & EF protection features, which offer fastest short circuit tripping time in its class
- 25 ms short circuit tripping time ensure low let through energy increase the longevity of an electrical distribution network, cables and equipment
- Offer highest standards of safety for operator as well as Electrical distribution network
- Pollution category –III along with modular technology ensure high operating cycles without maintenance
- Simple to choose and easy to install



- All EasyPact SPS Air Circuit Breakers are equipped with terminal adaptors
- Conforms to IS/ IEC 60947-2 & 3
- Microprocessor based ET trip systems with thermal memory
- Fully rated neutral with inbuilt protection
- ET6L provides Overload, Short-circuit, Instantaneous & Earth-fault protections
- ET2B provides Overload & Short-circuit protections
- Short circuit breaking capacity 50kA @ 440V AC

Draw-out Type circuit breaker with Microprocessor based ET6G Trip Unit

Rating in (A)	3P Draw-Out Manual Reference	Unit MRP [₹]	3P Draw-Out Electrical Reference	Unit MRP [₹]	4P Draw-Out Manual Reference	Unit MRP [₹]	4P Draw-Out Electrical Reference	Unit MRP [₹]
800	SPS08F3PMW6L	211380	SPS08F3PEW6L	265340	SPS08F4PMW6L	265060	SPS08F4PEW6L	319030
1000	SPS10F3PMW6L	222540	SPS10F3PEW6L	276770	SPS10F4PMW6L	281750	SPS10F4PEW6L	335980
1250	SPS12F3PMW6L	248920	SPS12F3PEW6L	303130	SPS12F4PMW6L	317470	SPS12F4PEW6L	371690
1600	SPS16F3PMW6L	280800	SPS16F3PEW6L	335030	SPS16F4PMW6L	359350	SPS16F4PEW6L	413580

Draw-out Type circuit breaker with Microprocessor based ET2B Trip Unit

Rating in (A)	3P Draw-Out Manual Reference	Unit MRP [₹]	3P Draw-Out Electrical Reference	Unit MRP [₹]	4P Draw-Out Manual Reference	Unit MRP [₹]	4P Draw-Out Electrical Reference	Unit MRP [₹]
800	SPS08F3PMW2B	208980	SPS08F3PEW2B	262940	SPS08F4PMW2B	262670	SPS08F4PEW2B	316630
1000	SPS10F3PMW2B	220140	SPS10F3PEW2B	274340	SPS10F4PMW2B	279350	SPS10F4PEW2B	333550
1250	SPS12F3PMW2B	246510	SPS12F3PEW2B	300730	SPS12F4PMW2B	315070	SPS12F4PEW2B	369280
1600	SPS16F3PMW2B	278400	SPS16F3PEW2B	332610	SPS16F4PMW2B	356950	SPS16F4PEW2B	411170

Draw-out Type switch disconnector without protection

Rating in (A)	3P Draw-Out Manual Reference	Unit MRP [₹]	3P Draw-Out Electrical Reference	Unit MRP [₹]	4P Draw-Out Manual Reference	Unit MRP [₹]	4P Draw-Out Electrical Reference	Unit MRP [₹]
800	SPS08F3PMW0D	192460	SPS08F3PEW0D	246410	SPS08F4PMW0D	246150	SPS08F4PEW0D	300110
1000	SPS10F3PMW0D	203520	SPS10F3PEW0D	257750	SPS10F4PMW0D	262730	SPS10F4PEW0D	316960
1250	SPS12F3PMW0D	229910	SPS12F3PEW0D	284110	SPS12F4PMW0D	298460	SPS12F4PEW0D	352680
1600	SPS16F3PMW0D	261790	SPS16F3PEW0D	316010	SPS16F4PMW0D	340350	SPS16F4PEW0D	394570

Note:

All draw-out type circuit breakers will be supplied with:

- Vertical-vertical terminations.
- 1 No. Electrical fault indication Contact (SDE).
- 1 No. Auxiliary contact block (OF) with 2 C/O contacts.
- Safety shutters on Chassis & door sealing frame- Escutcheon (CDP).

- All switch disconnectors are without protection
- All electrical operated breakers are supplied with motor mechanism (MCH), closing coil (XF) and shunt release (MX).
- External Neutral CT required for highly un-balanced TP-N system has to be ordered at extra price.
- Any other accessories are optional at extra price.

For details on non-standard references, technical parameters, stockable and non-stockable status, please contact Customer Care Centre.

NORMAL STOCK ITEMS

W.E.F. January 30th, 2023



- All EasyPact SPS Air Circuit Breakers are equipped with terminal adaptors
- Conforms to IS/ IEC 60947-2 & 3
- Microprocessor based ET trip systems with thermal memory
- Fully rated neutral with inbuilt protection
- ET6L provides Overload, Short-circuit, Instantaneous & Earth-fault protections
- ET2B provides Overload & Short-circuit protections
- Short circuit breaking capacity 50kA @ 440V AC

Fixed Type circuit breaker with Microprocessor based ET6G Trip Unit

Rating in (A)	3P Fixed Manual Reference	Unit MRP [₹]	3P Fixed Electrical Reference	Unit MRP [₹]	4P Fixed Manual Reference	Unit MRP [₹]	4P Fixed Electrical Reference	Unit MRP [₹]
800	SPS08F3PMF6L	162360	SPS08F3PEF6L	216330	SPS08F4PMF6L	197400	SPS08F4PEF6L	251370
1000	SPS10F3PMF6L	171770	SPS10F3PEF6L	225980	SPS10F4PMF6L	212970	SPS10F4PEF6L	267190
1250	SPS12F3PMF6L	198040	SPS12F3PEF6L	252260	SPS12F4PMF6L	247080	SPS12F4PEF6L	301300
1600	SPS16F3PMF6L	229330	SPS16F3PEF6L	283550	SPS16F4PMF6L	282460	SPS16F4PEF6L	336680

Fixed Type circuit breaker with Microprocessor based ET2B Trip Unit

Rating in (A)	3P Fixed Manual Reference	Unit MRP [₹]	3P Fixed Electrical Reference	Unit MRP [₹]	4P Fixed Manual Reference	Unit MRP [₹]	4P Fixed Electrical Reference	Unit MRP [₹]
800	SPS08F3PMF2B	159970	SPS08F3PEF2B	213930	SPS08F4PMF2B	195010	SPS08F4PEF2B	248960
1000	SPS10F3PMF2B	169350	SPS10F3PEF2B	223580	SPS10F4PMF2B	210560	SPS10F4PEF2B	264780
1250	SPS12F3PMF2B	195630	SPS12F3PEF2B	249860	SPS12F4PMF2B	244670	SPS12F4PEF2B	298890
1600	SPS16F3PMF2B	226910	SPS16F3PEF2B	281140	SPS16F4PMF2B	280060	SPS16F4PEF2B	334260

Fixed Type switch disconnector without protection

Rating in (A)	3P Fixed Manual Reference	Unit MRP [₹]	3P Fixed Electrical Reference	Unit MRP [₹]	4P Fixed Manual Reference	Unit MRP [₹]	4P Fixed Electrical Reference	Unit MRP [₹]
800	SPS08F3PMF0D	143450	SPS08F3PEF0D	197410	SPS08F4PMF0D	178470	SPS08F4PEF0D	232440
1000	SPS10F3PMF0D	152760	SPS10F3PEF0D	206960	SPS10F4PMF0D	193960	SPS10F4PEF0D	248180
1250	SPS12F3PMF0D	179040	SPS12F3PEF0D	233240	SPS12F4PMF0D	228070	SPS12F4PEF0D	282300
1600	SPS16F3PMF0D	210320	SPS16F3PEF0D	264540	SPS16F4PMF0D	263440	SPS16F4PEF0D	317670

Note: All Fixed type circuit breakers will be supplied with: (i) Vertical-vertical terminations. (ii) 1 No. Electrical fault indication Contact (SDE).

(iii) 1 No. Auxiliary contact block (OF) with 2 C/O contacts.

All switch disconnectors are without protection | All electrical operated breakers are supplied with motor mechanism (MCH), closing coil (XF) and shunt release (MX). | External Neutral CT required for highly un-balanced TP-N system has to be ordered at extra price. | Any other accessories are optional at extra price.

Accessories

Pole Description	Rated Operational Current	Reference	Unit MRP ₹
Gear Motor (MCH)			
AC 50/60 Hz	100/130 V	33176	57440
	200/240 V	33177	
	277/415 V	33179	
DC	24/30 V	33185	
	48/60 V	33186	
	100/125 V	33187	
	200/250 V	33188	
Terminal Block			
For Fixed circuit breaker		47074	360
For Drawout circuit breaker		33098	
ON/OFF Indication contacts (OF) 1Part			
Changeover contact 6A	240V	47076	1490
Ready to close contact			
Changeover contact 5A	240V	47080	3810
Door interlock (VPECD)/1 part			
Right side of chassis		33172	5760

For details on non-standard references, technical parameters, stockable and non-stockable status, please contact Customer Care Centre.

NORMAL STOCK ITEMS

W.E.F. January 30th, 2023



ASCO - Automatic Transfer Switches

Power available always when you need it

ASCO Transfer Switches make backup power possible. They enhance power availability by transferring electrical loads to alternate sources of power. From simple backup solutions to mission-critical facilities, transfer switches connect backup power to enhance safety and sustain operations.

se.com/in

Life Is On

Schneider
Electric

Launching soon

Advanced transfer switch to maximize

UPTIME

“TransferPacT Active Automatic is now ready to deliver maximum uptime and safety with a complete range from 32A to 630A

- Conforming to IEC 60947-6-1
- Optimize panel space by up to 30%, saving cost and improving efficiency
- Ultra fast transfer speed for better power availability
- Solenoid operated, Built-in microprocessor Controller
- Robust design
- Utilization Category: AC 33B
- Poles: 3,4
- Scalable with plug and play - 10 function modules
- Connectivity with compliant to cyber security standard IEC 62443, SL1 Level



TransferPacT™ Active Automatic



#SourceManagement

se.com/in

Life Is On

Schneider
Electric



Life Is On

Schneider
Electric

ASCO Power Technologies™

The **7000 SERIES** Automatic Transfer Bypass-Isolation Switch is intended for critical applications where continuous power is required

- Allows bypass-isolation without load interruption
- Primary transfer switch can be inspected, tested, and maintained without interrupting power to the load
- Transfer switch and bypass transfer switch have identical electrical ratings
- Range: 150 to 4000 amps
- Draw-out design allows for easy transfer switch maintenance
- Open Transition (OTTS), Closed Transition (CTTS) and Delayed Transition (DTTS) Designs



Series 7000/300, Automatic Transfer Switch (ASCO)

7000/300 Series Power Transfer Switches are available in open and enclosed variants, ranging from 30 to 4000 amps (LV) & 1200 to 3000A (MV) with wide range of accessories. All switching configurations (OTTS, DTTS, CTTS) are available with optional integrated bypass-isolation switch.



Open/Closed/Delayed Transition with Bypass



Open/Closed/Delayed Transition Switch



UL /ANSI – 2 Section Medium Voltage ATS



IEC Design – 3 Section Medium Voltage ATS

Series 7000/300, Automatic Transfer Switch (ASCO)

Frame	Rating(A)	Controller Type	Reference (4P, Overlapping Neutral)	Unit MRP [₹]	Controller Type	Reference (4P, Overlapping Neutral)	Unit MRP [₹]
D	30	Series 7000 Group 5 Controller	D07ATSC30030K500	On Request	Series 300 Group G Controller	D03ATSC30030KG00	On Request
	70		D07ATSC30070K500			D03ATSC30070KG00	
	104		D07ATSC30100K500			D03ATSC30104KG00	
	150		D07ATSC30150K500			D03ATSC30150KG00	
	200		D07ATSC30200K500			D03ATSC30200KG00	
J	230	D07ATSC30230K500	D03ATSC30230KG00				
	260	J07ATSC30260K500	J03ATSC30260KG00				
	400	J07ATSC30400K500	J03ATSC30400KG00				
	600	J07ATSC30600K500	J03ATSC30600KG00				
H	800	H07ATSC30800K500	H03ATSC30800KG00				
	1000	H07ATSC31000K500	H03ATSC31000KG00				
	1200	H07ATSC31200K500	H03ATSC31200KG00				
G	1600	G07ATSC31600K500	G03ATSC31600KG00				
	2000	G07ATSC32000K500	G03ATSC32000KG00				
	2600	G07ATSC32600K500	G03ATSC32600KG00				
	3000	G07ATSC33000K500	G03ATSC33000KG00				
	3200	G07ATSC33200K500	G03ATSC33200KG00				
	4000	G7ATSC34000K5X40RM	-				

- Conforming to UL 1008
- Fast & Consistent Transfer (Less than 100ms)
- Single Solenoid True Double throw Design
- High Withstanding & Closing-On Fault Currents (WCR)
- Neutral Overlap to eliminate Voltage Transients
- In-Phase Monitor to avoid Motor Inrush current
- Engine Start/Stop, AMF Logic & Time Delay Setting
- Programmable Daily/Weekly Engine Exerciser
- 4 Line LCD + LED Display
- 99 Events Log & Diagnostics with Date/Time
- Statistical ATS System Monitoring Information
- Communication Compatible (Modbus/Ethernet)

- 2P, 3P & 4P with solid neutral/Switched Neutral are available
- ATS with stand alone Type Tested NEMA Enclosure available
- For Series 7000 Close Transition, Bypass Option & Medium Voltage ATS offer please contact Customer Care Centre

For details on non-standard references, technical parameters, stockable and non-stockable status, please contact Customer Care Centre.



NORMAL STOCK ITEMS

W.E.F. January 30th, 2023

Series 230, Automatic Transfer Switch (ASCO)

- Conforming to IEC 60947-6-1
- Built-in Microprocessor controller
- Utilization Category AC-32A & AC-33B
- Mechanical Durability: 10,000 cycles in all frames
- Highest short circuit withstand current with CB back-up protection
- Fire control input signal
- 3rd party type tested



Rating (Amp)	Controller Type	Reference	Unit MRP [₹]	Controller Type	Reference	Unit MRP [₹]	Poles
	C1000			C2000			
800	 <ul style="list-style-type: none"> • Under/Over Voltage • Under/Over Frequency • Time Delay Engine start/stop • LED Display • RS485 Port (optional) 	E2ADTLB30800KD	On Request	 <ul style="list-style-type: none"> • Under/Over Voltage • Under/Over Frequency • Phase Rotation • Voltage Unbalance • Time Delay • Engine start/stop • LED + LCD Display • RS485 Port Standard • Event Logging • Priority Source Swapping 	E2ADTLB30800KE	On Request	4P

* For 2P & 3P ATS, please contact Customer Care Centre.

Series 230 Accessories



4 Pole Bridging Busbar



Auxiliary Contact



72 D

72D RS-485 communication

Suffix '72D' in the part reference for inbuilt RS485 communication port. Applicable for C300 and C1000 Series controller based transfer switching equipments. RS485 port option available factory fit only. For Price please contact Customer Care Centre

Accessory Type	Description	Reference	Unit MRP [₹]
LAP1F100	Aux.Contact (NO)	972970	On Request
LAP1F010	Aux.Contact (NC)	972970-001	
132JC	4P Bridging Busbar for B2ADTL Frame	972971-002	

For details on non-standard references, technical parameters, stockable and non-stockable status, please contact Customer Care Centre.

NORMAL STOCK ITEMS

W.E.F. January 30th, 2023

WOTPC, Automatic transfer switch

- Conforming to IEC 60947-6-1
- Solenoid operated, Built-in Microprocessor Controller
- 1000-4000 Amps in same compact frame
- Utilization Category: AC 33A
- Mechanical Endurance: 20,000 ops
- Rated Short circuit withstand of 65 kA, 3sec
- Built in RS 485 port for communication



Rating (amps)	Poles	Reference	Unit MRP [₹]	Poles	Reference	Unit MRP [₹]
1000	3P	OT10003D5VI	On Request	4P	OT10004D5VI	On Request
1250		OT12503D5VI			OT12504D5VI	
1600		OT16003D5VI			OT16004D5VI	
2000		OT20003D5VI			OT20004D5VI	
2500		OT25003D5VI			OT25004D5VI	
3200		OT32003D5I			OT32004D5I	
4000		OT40003D5I			OT40004D5I	

*above references are with vertical termination, for horizontal terminal please contact customer care

WOTPC Accessories



The transfer switch unit relates to the controller through its cable to realize the detection of the power supply. The controller automatically completes the transfer between the power supply through the set program.

Description	Reference	Unit MRP [₹]
Phase Partition (Each)	W0OT0001I	On Request
Extension Harness (4m)	W0OT0002I	
Copper bar for Vertical Wiring	W0OT0003I	

For details on non-standard references, technical parameters, stockable and non-stockable status, please contact Customer Care Centre.

NORMAL STOCK ITEMS

W.E.F. January 30th, 2023

TransferPacT Active Automatic

TransferPacT is an Ecostruxure-ready advance transfer switch to maximize reliability and uptime for your facility.

- Conforming to IEC 60947-6-1
- Solenoid operated, Built-in Microprocessor Controller
- Fast transfer time of <500ms
- 2,3 and 4 Pole configuration ranging within 32-160A
- Three position, Open transition transfer switch
- Extreme Environment proof with operating temperature of -25 to 70 °C
- Utilization Category: AC 33B
- Tested for Total Discrimination with ComPacT NSXm Circuit breakers for seamless integration.
- Scalable with plug and play - 10 function modules
- Connectivity with compliant to cyber security standard IEC 62443, SL1 Level



Frame		TA10				TA16			
Rating (amps)	Poles	Reference	Unit MRP [₹]	Poles	Reference	Unit MRP [₹]	Poles	Reference	Unit MRP [₹]
32	2P	TA10D2L0323TPE	On Request	4P	TA10D4L0324TPE	On Request	4P	-	-
40		TA10D2L0403TPE			TA10D4L0404TPE			-	-
50		TA10D2L0503TPE			TA10D4L0504TPE			-	-
63		TA10D2L0633TPE			TA10D4L0634TPE			-	-
80		TA10D2L0803TPE			TA10D4L0804TPE			TA16D4L0804TPE	On Request
100		TA10D2L1003TPE			TA10D4L1004TPE			TA16D4L1004TPE	
125		-			-			TA16D4L1254TPE	
160	-	-	TA16D4L1604TPE						

*For 3P ATS, please contact Customer Care Centre.

TransferPacT Active Automatic Accessories



HMI cable



External HMI



Function Module

TransferPacT Active Automatic is designed to provide maximum scalability with plug and play function modules (no increase in the footprint) and intuitive external HMI. Please contact Customer Care Centre

Accessory Type	Description	Reference	Unit MRP [₹]
Communication function modules	Modbus RTU (Serial Port)	TPCCOM16	On Request
	BUS extension and 24 Vdc auxiliary supply	TPCDIO15	
Fire Protection function modules	Fire protection,24VDC pulse	TPCDIO10	
	Fire protection,24VDC constant	TPCDIO11	
	Fire protection,230VAC constant	TPCDIO13	
	Fire protection,dry contact	TPCDIO14	
Control and Signalling function modules	Genset start and Alarm	TPCDIO17	
	Load shedding and Availability warning	TPCDIO05	
	Transfer inhibit and Remote testing	TPCDIO07	
Display Modules	Voluntary Remote Control	TPCDIO08	
	External HMI	TPCCIF04	
	LCD display	TPCCIF01	
	Rotary display	TPCCIF02	
	IP54 cover	TPCOTH37	

*For more details on accessories, please contact Customer Care Centre.

For details on non-standard references, technical parameters, stockable and non-stockable status, please contact Customer Care Centre.

NORMAL STOCK ITEMS

W.E.F. January 30th, 2023

WATSN (ATS and RTS)

WATSN is a Compact , Easy and Scalable Transfer Switch for safe and reliable source management.

- Conforming to IEC 60947-6-1
- Automatic and Remote Transfer switches
- Three Position, Open Transition Transfer Switch
- 2,3,4 pole configurations ranging within 63 -630A
- Fast Transfer Speed of <100ms
- Solenoid operated, Built-in Microprocessor Controller(for ATS)
- Reduced size and footprint upto 30%
- Tested for Total Discrimination with EasyPacT CVS Circuit breakers for seamless integration in the power train.
- Utilization Category: AC 33B



WATSN Automatic Transfer Switch

Rating (amps)	Poles	Reference	Unit MRP [₹]	Poles	Reference	Unit MRP [₹]	Poles	Reference	Unit MRP [₹]
63		NA00632V	36512		NA00633V	37683		NA00634V	39355
100		NA01002V	45959		NA01003V	47401		NA01004V	49324
160	2P	N2A01602V	71509	3P	N2A01603V	73390	4P	N2A01604V	76787
250		-	-		NA02503V	135746		NA02504V	143813
400		-	-		NA04003V	230381		NA04004V	252660
630		-	-		NA06303V	291242		NA06304V	302914

WATSN Remote Transfer Switch

Rating (amps)	Poles	Reference	Unit MRP [₹]	Poles	Reference	Unit MRP [₹]	Poles	Reference	Unit MRP [₹]
63		NR00632	30932		NR00633	31831		NR00634	33137
100		NR01002	42208		NR01003	43441		NR01004	45092
160	2P	N2R01602	57977	3P	N2R01603	59440	4P	N2R01604	62083
250		-	-		NR02503	115337		NR02504	124052
400		-	-		NR04003	192594		NR04004	211759
630		-	-		NR06303	251061		NR06304	268262

WATSN Accessories



Function Module



T-Helper

WATSN is a simple and scalable transfer switch with add-on function modules.(Any two function modules can be connected at a time)

Accessory Type	Description	Reference	Unit MRP [₹]
Fire Protection function modules	DC24V Constant voltage fire linkage	NF001	On Request
	DC24V Pulse fire linkage	NF002	
	AC220V Constant voltage fire linkage	NF003	
	AC220V Pulse fire linkage	NF004	
	Passive fire linkage	NF005	
Control and Signalling function modules	Genset control module	NF006	
	Genset control&Communication module	NF008	
	Remote control to S2	NF012	
Communication accessories	Modbus communication module with RS485 interface	NF007	
	T-Helper Operation and maintenance Helper	NF028	

*For more details on accessories, please contact Customer Care Centre.

For details on non-standard references, technical parameters, stockable and non-stockable status, please contact Customer Care Centre.

NORMAL STOCK ITEMS

W.E.F. January 30th, 2023

Life Is On

Schneider
Electric

Schneider Electric India Pvt. Ltd.

Corporate Office: 9th Floor, DLF Building No. 10, Tower C, DLF Cyber City, Phase II, Gurugram 122002 Haryana
Tel.: ++91 124 6899000 Fax: ++91 124 4222036/037

Ahmedabad

Schneider Electric India (P) Ltd.
1506-1507, 15th Floor Shapth-5
Opp.Karnavati Club, SG Highway,
Ahmedabad, Gujarat - 380015
Tel.: 079-66826701

Coimbatore

Schneider Electric India (P) Ltd.
Hanudev Info Tech Park, 6th Floor
Unit No. Block-C, SF No. 558/2
Udalyampalayam Road, Nava India
Coimbatore-641028

Lucknow

Schneider Electric India (P) Ltd.
Summit, Plot No. TCG 3/3
6th Floor, 604A/B/C, Vibhuti Khand
Gomti Nagar, Lucknow
Uttar Pradesh - 226010
Tel.: 0522-3500334

Nashik

Schneider Electric India (P) Ltd.
401, 4th Floor, Rishi Raj Towers
Jehan Circle, Gangapur Road
Nashik- 422013
Tel.: 0253-2344333

Bengaluru

Schneider Electric India (P) Ltd.
No. 3/1, JP Techno Park
Mezzanine Floor, Millers Tank Bund
Road, Vasanth Nagar
Bengaluru - 560052
Tel.: 080-71481351

Hyderabad

Schneider Electric India (P) Ltd.
D.No. 1-8-271, # 401, Ashoka
Bhoopal Chambers, SP Road
Secunderabad - 500003
Tel.: 040-67219500

Ludhiana

Schneider Electric India (P) Ltd.
SCO 23, 2nd Floor,
Chandigarh Road, Sector 32
Ludhiana, Punjab-141010
Tel.: 0161- 5203011

New Delhi

Schneider Electric India (P) Ltd.
C-56, Mayapuri Industrial Area, Phase-2
New Delhi - 110064
Tel.: 011-61317400

Bhubaneswar

Schneider Electric India (P) Ltd.
Workloop Co-Working in the property
Office No. 316, Esplanade One Mall
Rasulgarh, Bhubaneswar - 751010

Indore

Schneider Electric India (P) Ltd.
219, Dhan Trident Building
Vijay Nagar, A.B.Road
Indore-452001

Mohali

Schneider Electric India (P) Ltd.
2nd Floor, Tower-A
Bestech Business Tower
Mega Information & Technology Park
Industrial Plot No.1, Phase IX
(Expansion), Mohali- 160059
Tel.: 0172-7198200

Pune

Schneider Electric India (P) Ltd.
Amar Caliber, CTS No 911, BMCC Road,
OFF FC. Road, Deccan Gymkhana,
Shivaji Nagar, Pune - 411007
Tel.: 020-67492500

Chennai

Schneider Electric India (P) Ltd.
No: 29, 2nd Floor,
Bannari Amman Towers, B-Block
Dr. Radhakrishnan Road, Mylapore
Chennai - 600 004
Tel.:044-71912000

Jaipur

Schneider Electric India (P) Ltd.
Jaipur Business Centre 309
3rd Floor, Sangam Tower 190
Church Road, Jaipur-302001
Tel.: 0141-2374810

Mumbai

Schneider Electric India (P)(Ltd)
Marwah House, 2nd Floor
Krishanlal Marwah Marg
Andheri (East), Mumbai - 400072
Tel.: 022-62280000

Vadodara

Schneider Electric India (P) Ltd.
Notus IT Park, 10th Floor, Block-D
Sarabhai Campus, Vadiwadi
Vadodara, Gujarat - 390017

Cochin

Schneider Electric India (P) Ltd.
Alapatt Properties Private Limited
(Trade Name : Centre A)
Main Door Number : 66/4971
(Old Door Number: 40/6584-H)
7th Floor Alapatt Heritage Building
MG Road Kochi - 682035

Kolkata

Schneider Electric (I)Pvt.Ltd,
BP-4, Sector-V, Technopolis
3rd Floor, Salt Lake City
Kolkata- 700 091
Tel.: 033-66576400

Nagpur

Schneider Electric India (P) Ltd.
6, Vasant Vihar Complex
W.H.C Road, Shankar Nagar
Nagpur- 440010
Tel.: 0712-2558581

Vishakhapatnam

Schneider Electric India (P) Ltd.
D.N.10-1-43, 1st Floor
Ratnam's Business Centre,
Siripuram Fort, C.B.M.Compound
Visakhapatnam - 530016
Tel.: 0891-6675500

Customer Care Centre

Monday-Saturday, 9 a.m. to 8 p.m.

Toll-free numbers: 1800 419 4272, 1800 103 0011

Email: customercare.in@schneider-electric.com

For more information, visit our website at: www.se.com/in

- All Prices are in Indian Rupees
- Prices are subject to change without prior notice
- Product evolution is a continuous process and Schneider Electric reserves the right to modify/withdraw any product at any time without prior notice
- Prices charged will be as prevailing on the date of dispatch
- Invoice Amount = (MRP – less Applicable discount) + Applicable GST %
- Tax incidence on invoices is basis applicable GST rates
- Invoice amount not to exceed MRP
- Product pictures shown are for illustration purpose only, actual product may vary

Distributor